

OFFICE OF THE AUDITOR GENERAL

The Navajo Nation

Report on Available Fund Balances For the 110 Navajo Nation Chapters

**Fiscal Year 2019 - Third Quarter
As of June 30, 2019**


**Report No. 19-35
September 2019**

**Performed by:
Stacy Manuelito, Senior Auditor
Jasmine Jishie, Associate Auditor
Karen Briscoe, Principal Auditor**



M-E-M-O-R-A-N-D-U-M

TO : 24th Navajo Nation Council

FROM : 
Helen Brown, CFE, Principal Auditor
Delegated Auditor General
OFFICE OF THE AUDITOR GENERAL

DATE : September 30, 2019

SUBJECT : Report No. 19-35 - Available Fund Balances for the Navajo Nation Chapters-Fiscal Year 2019 Third Quarter (as of June 30, 2019)

PURPOSE

The purpose of this report is to inform the Navajo Nation Council, chapter officials and the public on the chapter funds that contain balances at the end of quarter three of fiscal year 2019. The information contained in this report was obtained based on the methodology explained in Appendix A.

REPORT LIMITATIONS


The report provides information on the fund balances for 106 of the 110 Navajo Nation Chapters. Information pertaining to four Chapters (Cameron, Hogback, Hardrock, and Mexican Water) could not be obtained for reasons such as no chapter response, incomplete database, and incompatible systems.

Secondly, the reported chapter fund balances are preliminary (unaudited) because our office did not verify the accuracy of the posted transactions in the chapters' accounting systems.

COMPILATION RESULTS

The 106 Chapters had \$62.6 million available to fund services to chapter community members as of June 30, 2019. The dollars consist of 12 major fund categories as illustrated on the bar chart below.

See Chart on Next Page



THE UNIVERSITY OF CHICAGO

PHILOSOPHY DEPARTMENT

PHILOSOPHY 101

LECTURE NOTES

These notes are for the course 'Introduction to Philosophy' and cover the first semester. The topics discussed include the nature of reality, the self, and the foundations of knowledge.

The first section of the course deals with the question of what is real. We explore the distinction between the physical world and the mental world, and the implications of this distinction for our understanding of reality.

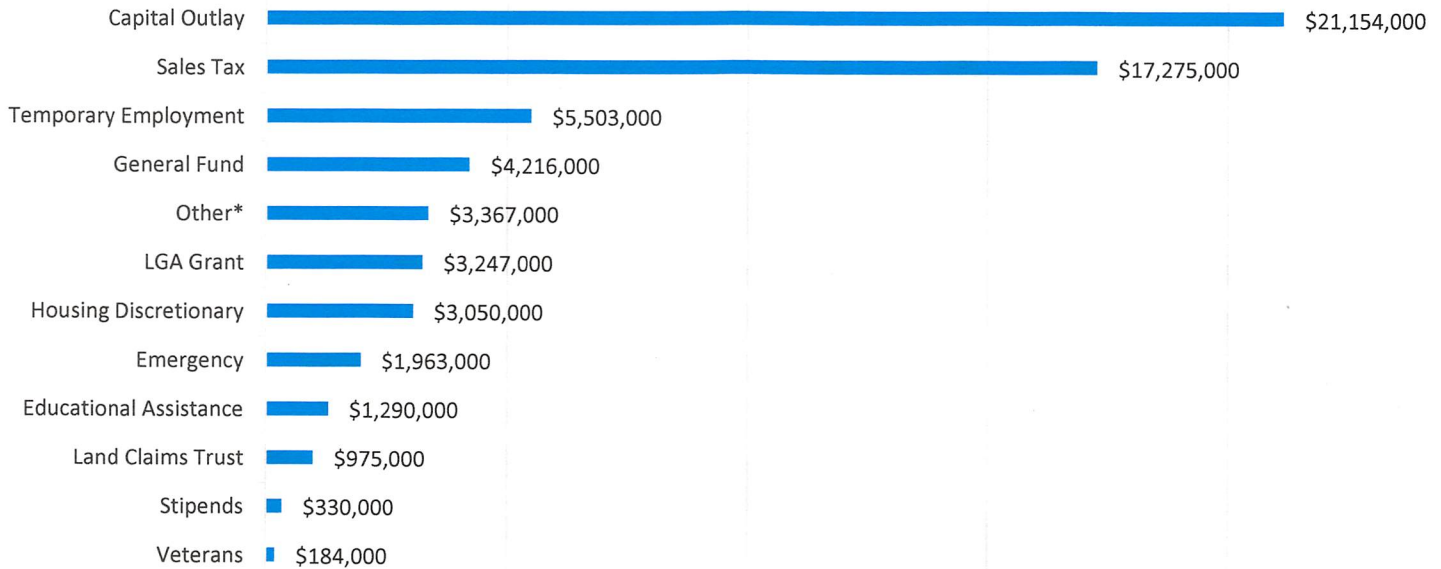
The second section of the course deals with the question of who we are. We explore the concept of the self and the various theories of personal identity that have been proposed.

The third section of the course deals with the question of how we know what we know. We explore the various theories of knowledge and the methods of justification.

The fourth section of the course deals with the question of what is good. We explore the various theories of ethics and the methods of moral reasoning.

These notes are intended to provide a comprehensive overview of the course material and to serve as a guide for students.

FY 2019 Q3 Available Funds



Source: Consolidated Balance Sheet as of June 30, 2019 for each chapter.

Note: Other* category consists of external funding sources such as grants, and internally generated revenue from user charges and funding sources that do not relate to any of the other 11 categories listed above.

The fund balances for each chapter is delineated in the attached exhibits as follows:

- Exhibit A – Total Available funds by chapter
- Exhibit B – 12 Major Fund Categories
- Exhibit C - Breakdown of Chapter Funds by Fund Type

For those Navajo Nation Chapters whose fund balances were omitted in this quarterly report, we will coordinate meetings with these Chapters and the Administrative Service Centers to address the hindrances we encountered with their accounting systems. Once those issues are resolved, we hope to be back on track to provide a full report on chapter fund balances going forward.

If you have any questions about this report, please call our office at (928) 871-6303.

xc: Sonlatsa Jim-Martin, Acting Department Manager II
ADMINISTRATIVE SERVICE CENTER/DCD
110 Navajo Nation Chapters
DIVISION OF COMMUNITY DEVELOPMENT
Dominic Beyer, Executive Director
OFFICE OF MANAGEMENT AND BUDGET
Chrono



THE UNIVERSITY OF CHICAGO
THE DIVISION OF THE PHYSICAL SCIENCES
DEPARTMENT OF CHEMISTRY

MEMORANDUM FOR THE RECORD
SUBJECT: [Illegible]

1. [Illegible]

2. [Illegible]

3. [Illegible]

4. [Illegible]

TABLE OF CONTENTS

COMPILATION RESULTS:	Page
Exhibit A: \$62.6 Million in Total Chapter Fund Balances.....	1
Exhibit B: 12 Major Fund Categories	
• \$21.2 Million in Capital Outlay Funds.....	1
• \$17.3 Million in Sales Tax Revenue Funds.....	2
• \$5.5 Million in Temporary Employment Funds.....	3-4
• \$4.2 Million in General Funds.....	5
• \$3.4 Million in Other Funds.....	6
• \$3.3 Million in Local Governance Act Funds	7
• \$3.1 Million in Housing Discretionary Funds.....	8
• \$2 Million in Emergency and Disaster Relief Funds.....	9
• \$1.3 Million in Education Funds	10-11
• \$975 Thousand in Land Claims Funds	12
• \$330 Thousand in Stipends Funds.....	13-14
• \$184 Thousand in Veterans Funds.....	15
Exhibit C: Breakdown of Chapter Funds by Fund Type.....	1-6
Appendix A: Methodology for compiling the chapter fund balances	

COMPILATION RESULTS

\$62.6 Million in Total Chapter Fund Balances

Chapter fund balances totaled approximately \$62.6 million as of June 30, 2019. Listed below are the 110 chapters and their fund balances, sorted from highest to lowest and rounded to the nearest thousand.

Chapters	Available Fund Balance (\$)	Chapters	Available Fund Balance (\$)
Tuba City*	\$ 5,934,000	Crownpoint	\$ 474,000
Aneth*	\$ 1,876,000	Houck*	\$ 465,000
Tonalea*	\$ 1,642,000	Indian Wells	\$ 451,000
Oljato	\$ 1,561,000	Coppermine	\$ 444,000
Bodaway Gap*	\$ 1,319,000	Crystal	\$ 436,000
San Juan*	\$ 1,285,000	Mexican Springs	\$ 431,000
Newcomb*	\$ 1,190,000	Thoreau	\$ 422,000
Forest Lake	\$ 1,114,000	Chichiltah	\$ 419,000
Nenahnezad	\$ 1,090,000	Lukachukai	\$ 419,000
Navajo Mountain	\$ 1,072,000	Chinle*	\$ 418,000
Beclabito*	\$ 1,047,000	Dennehotso*	\$ 418,000
Upper Fruitland*	\$ 1,022,000	Alamo	\$ 406,000
Counselor	\$ 946,000	Becenti	\$ 395,000
Red Lake	\$ 931,000	Sheep Springs*	\$ 377,000
Rough Rock	\$ 873,000	Tohatchi	\$ 375,000
Cove*	\$ 870,000	Kinlichee*	\$ 344,000
Shiprock	\$ 846,000	Tohajilee	\$ 337,000
Steamboat*	\$ 828,000	Toadlena Two Grey Hills*	\$ 336,000
Greasewood Springs*	\$ 818,000	Littlewater*	\$ 334,000
Many Farms	\$ 818,000	Tsaile Wheatfields	\$ 330,000
Wide Ruins	\$ 774,000	Nahata Dzil*	\$ 321,000
St. Michaels	\$ 770,000	Sweetwater*	\$ 312,000
Sanostee	\$ 769,000	Kaibeto	\$ 306,000
Shonto*	\$ 745,000	Teesto*	\$ 304,000
Church Rock	\$ 739,000	Twin Lakes	\$ 299,000
Black Mesa	\$ 705,000	Ramah	\$ 291,000
Round Rock	\$ 691,000	Red Mesa	\$ 290,000
Coyote Canyon	\$ 660,000	Red Rock	\$ 272,000
Ganado*	\$ 653,000	Tsayatoh	\$ 266,000
Red Valley	\$ 644,000	Cornfields*	\$ 264,000
Whippoorwill*	\$ 640,000	Lake Valley	\$ 260,000
Klagetoh	\$ 638,000	Standing Rock	\$ 259,000
Oak Springs	\$ 636,000	Birdsprings*	\$ 255,000
Jeddito	\$ 620,000	Tolani Lake	\$ 240,000
Fort Defiance*	\$ 618,000	Pinedale	\$ 235,000
Coalmine Canyon	\$ 598,000	Lupton*	\$ 232,000
Tselani Cottonwood	\$ 596,000	Casamero Lake*	\$ 219,000
Nazlini*	\$ 587,000	Whitecone	\$ 184,000
Low Mountain	\$ 585,000	Teec Nos Pos	\$ 177,000
Nahodishgish	\$ 585,000	Baca Prewitt*	\$ 170,000
Ojo Encino*	\$ 577,000	Smith Lake	\$ 163,000
Chilchinbeto*	\$ 572,000	Nageezi	\$ 147,000
White Rock*	\$ 568,000	Rock Point	\$ 141,000
Naschitti*	\$ 558,000	Pueblo Pintado	\$ 131,000
Leupp*	\$ 556,000	Manuelito	\$ 95,000
Kayenta*	\$ 551,000	Iyanbito	\$ 92,000
Blue Gap Tachee	\$ 534,000	Inscription House*	\$ 74,000
Gadiiahi	\$ 530,000	Dilkon*	\$ 67,000
Rock Springs	\$ 522,000	Mariano Lake	\$ 65,000
Pinon*	\$ 521,000	Whitehorse Lake	\$ 64,000
LeChee*	\$ 520,000	Sawmill	\$ (5,000)
Huerfano	\$ 511,000	Cameron	No Data
Torreón Star Lake	\$ 498,000	Hardrock	No Data
Breadsprings*	\$ 497,000	Hogback*	No Data
Burnham*	\$ 493,000	Mexican Water*	No Data

* LGA-certified Chapter

\$21.2 Million in Capital Outlay Funds

The chapters maintained \$21.2 million designated for capital outlay projects. Listed below is the compilation of the 110 chapter's Capital Outlay fund balances as of June 30, 2019, sorted from highest to lowest and rounded to the nearest thousand.

Chapters	Available Fund Balance (\$)	Chapters	Available Fund Balance (\$)
San Juan*	\$ 786,000	Crystal	\$ 164,000
Aneth*	\$ 692,000	Tohajiilee	\$ 164,000
Church Rock	\$ 518,000	Blue Gap Tachee	\$ 160,000
Shonto*	\$ 507,000	Ramah	\$ 160,000
Counselor	\$ 496,000	Lukachukai	\$ 152,000
Tuba City*	\$ 481,000	Kaibeto	\$ 141,000
Red Lake	\$ 472,000	Ganado*	\$ 139,000
Navajo Mountain	\$ 467,000	Pinedale	\$ 129,000
Nahodishgish	\$ 462,000	LeChee*	\$ 128,000
Beclabito*	\$ 452,000	Sheep Springs*	\$ 128,000
Oljato	\$ 438,000	Tsayatoh	\$ 125,000
Tonalea*	\$ 431,000	Nazlini*	\$ 122,000
Newcomb*	\$ 430,000	Indian Wells	\$ 119,000
Low Mountain	\$ 422,000	Tolani Lake	\$ 115,000
Cove*	\$ 355,000	Cornfields*	\$ 111,000
Torreon Star Lake	\$ 330,000	Sweetwater*	\$ 110,000
Breadsprings*	\$ 322,000	Toadlena Two Grey Hills*	\$ 109,000
Oak Springs	\$ 316,000	Shiprock	\$ 104,000
Sanostee	\$ 316,000	Mexican Springs	\$ 102,000
Becenti	\$ 310,000	Fort Defiance*	\$ 98,000
Chichiltah	\$ 303,000	Lupton*	\$ 98,000
Forest Lake	\$ 300,000	Red Rock	\$ 92,000
Nenahnezad	\$ 294,000	Houck*	\$ 88,000
Round Rock	\$ 288,000	Leupp*	\$ 83,000
Coyote Canyon	\$ 287,000	Teesto*	\$ 79,000
Rock Springs	\$ 280,000	Red Mesa	\$ 74,000
Wide Ruins	\$ 278,000	Whitecone	\$ 74,000
Naschitti*	\$ 269,000	Smith Lake	\$ 69,000
Coppermine	\$ 261,000	Dennehotso*	\$ 66,000
Ojo Encino*	\$ 258,000	Tohatchi	\$ 66,000
Alamo	\$ 255,000	Rock Point	\$ 60,000
White Rock*	\$ 250,000	Upper Fruitland*	\$ 58,000
Thoreau	\$ 244,000	Birdsprings*	\$ 53,000
Klagetoh	\$ 240,000	Manuelito	\$ 53,000
Many Farms	\$ 239,000	Nahata Dził*	\$ 51,000
Red Valley	\$ 236,000	Chinle*	\$ 50,000
Gadiiahi	\$ 233,000	Casamero Lake*	\$ 47,000
Bodaway Gap*	\$ 231,000	Whippoorwill*	\$ 47,000
Pinon*	\$ 225,000	Nageezi	\$ 42,000
Crownpoint	\$ 214,000	Teec Nos Pos	\$ 42,000
Black Mesa	\$ 213,000	Pueblo Pintado	\$ 39,000
Jeddito	\$ 207,000	Iyanbito	\$ 38,000
Burnham*	\$ 206,000	Kinlichee*	\$ 34,000
St. Michaels	\$ 201,000	Steamboat*	\$ 34,000
Standing Rock	\$ 200,000	Whitehorse Lake	\$ 34,000
Littlewater*	\$ 197,000	Mariano Lake	\$ 25,000
Sawmill	\$ 195,000	Greasewood Springs*	\$ 20,000
Coalmine Canyon	\$ 191,000	Baca Prewitt*	\$ 13,000
Lake Valley	\$ 186,000	Dilkon*	\$ 5,000
Huerfano	\$ 182,000	Kayenta*	\$ 4,000
Chilchinbeto*	\$ 181,000	Inscription House*	\$ (15,000)
Twin Lakes	\$ 181,000	Cameron	No Data
Rough Rock	\$ 179,000	Hardrock	No Data
Tsaile Wheatfields	\$ 177,000	Hogback*	No Data
Tselani Cottonwood	\$ 169,000	Mexican Water*	No Data

* LGA-certified Chapter

\$17.3 Million in Sales Tax Revenue Funds

The chapters maintained \$17.3 million designated for infrastructure, economic development, and other governmental purposes. Listed below is the compilation of the 110 chapter's Sales Tax revenue fund balances as of June 30, 2019, sorted from highest to lowest and rounded to the nearest thousand.

Chapters	Available Fund Balance (\$)	Chapters	Available Fund Balance (\$)
Tuba City*	\$ 4,846,000	Pinon*	\$ 73,000
Rough Rock	\$ 541,000	Sawmill	\$ 72,000
Oljato	\$ 363,000	Shonto*	\$ 72,000
Many Farms	\$ 361,000	Kaibeto	\$ 68,000
Forest Lake	\$ 322,000	Torreon Star Lake	\$ 68,000
Round Rock	\$ 321,000	Low Mountain	\$ 65,000
Black Mesa	\$ 316,000	Teesto*	\$ 62,000
Aneth*	\$ 293,000	Toadlena Two Grey Hills*	\$ 61,000
Tselani Cottonwood	\$ 280,000	Tolani Lake	\$ 61,000
Bodaway Gap*	\$ 270,000	Huerfano	\$ 59,000
Coalmine Canyon	\$ 268,000	Cornfields*	\$ 56,000
Coyote Canyon	\$ 268,000	Rock Springs	\$ 55,000
Klagetoh	\$ 258,000	Sweetwater*	\$ 53,000
Red Lake	\$ 256,000	Counselor	\$ 52,000
Nenahnezad	\$ 245,000	Naschitti*	\$ 48,000
Jeddito	\$ 234,000	Burnham*	\$ 44,000
Upper Fruitland*	\$ 230,000	Ojo Encino*	\$ 44,000
Tonalea*	\$ 228,000	Crownpoint	\$ 41,000
Whippoorwill*	\$ 228,000	Lupton*	\$ 41,000
Greasewood Springs*	\$ 225,000	Whitecone	\$ 38,000
Beclabito*	\$ 224,000	Newcomb*	\$ 36,000
Fort Defiance*	\$ 221,000	Teec Nos Pos	\$ 36,000
Shiprock	\$ 216,000	Tohajiilee	\$ 34,000
Mexican Springs	\$ 215,000	Nahata Dzii*	\$ 29,000
Oak Springs	\$ 215,000	Chichiltah	\$ 25,000
St. Michaels	\$ 208,000	Church Rock	\$ 25,000
Blue Gap Tachee	\$ 203,000	Ramah	\$ 25,000
Navajo Mountain	\$ 203,000	Rock Point	\$ 25,000
Indian Wells	\$ 196,000	Dilkon*	\$ 21,000
Leupp*	\$ 195,000	Pinedale	\$ 20,000
Steamboat*	\$ 192,000	Iyanbito	\$ 16,000
Ganado*	\$ 186,000	Nageezi	\$ 16,000
Sanostee	\$ 181,000	Red Rock	\$ 15,000
Wide Ruins	\$ 177,000	Tsayatoh	\$ 15,000
Nazlini*	\$ 175,000	Manuelito	\$ 14,000
Chilchinbeto*	\$ 158,000	Pueblo Pintado	\$ 14,000
Lukachukai	\$ 145,000	Breadsprings*	\$ 13,000
Red Valley	\$ 144,000	Thoreau	\$ 13,000
Chinle*	\$ 141,000	Alamo	\$ 12,000
Tohatchi	\$ 139,000	Becenti	\$ 12,000
Dennehotso*	\$ 131,000	Smith Lake	\$ 12,000
Kayenta*	\$ 125,000	Nahodishgish	\$ 11,000
Birdsprings*	\$ 124,000	Baca Prewitt*	\$ 10,000
San Juan*	\$ 121,000	Casamero Lake*	\$ 10,000
Crystal	\$ 120,000	Standing Rock	\$ 9,000
Cove*	\$ 104,000	Inscription House*	\$ 8,000
Twin Lakes	\$ 104,000	Littlewater*	\$ 7,000
Houck*	\$ 98,000	Lake Valley	\$ 6,000
Kinlichee*	\$ 97,000	Whitehorse Lake	\$ 6,000
Tsaille Wheatfields	\$ 97,000	White Rock*	\$ 5,000
LeChee*	\$ 96,000	Mariano Lake	\$ 4,000
Sheep Springs*	\$ 88,000	Cameron	No Data
Coppermine	\$ 87,000	Hardrock	No Data
Red Mesa	\$ 81,000	Hogback*	No Data
Gadiiahi	\$ 76,000	Mexican Water*	No Data

* LGA-certified Chapter

\$5.5 Million in Temporary Employment Funds

The chapters maintained \$5.5 million designated for temporary employment and on the job training. The temporary employment funds consists of \$3.3 million Public Employment Projects and \$2.2 million Summer Youth. Listed below is the compilation of the 110 chapters and their Public Employment Projects and Summer Youth fund balances as of June 30, 2019, sorted from highest to lowest and rounded to the nearest thousand.

\$3.3 Million Public Employment Projects Fund Balances

Chapters	Available Fund Balance (\$)	Chapters	Available Fund Balance (\$)
Shiprock	\$ 151,000	Pinedale	\$ 22,000
Oljato	\$ 124,000	Greasewood Springs*	\$ 21,000
Kayenta*	\$ 121,000	Red Lake	\$ 20,000
Tonalea*	\$ 119,000	Tohajiilee	\$ 20,000
Aneth*	\$ 101,000	Indian Wells	\$ 18,000
Gadahi	\$ 100,000	Rock Springs	\$ 18,000
Wide Ruins	\$ 98,000	Rough Rock	\$ 18,000
Bodaway Gap*	\$ 94,000	Lake Valley	\$ 17,000
Counselor	\$ 85,000	Rock Point	\$ 17,000
Nenahnezad	\$ 84,000	Toadlena Two Grey Hills*	\$ 16,000
Naschitti*	\$ 81,000	Lukachukai	\$ 15,000
Houck*	\$ 70,000	San Juan*	\$ 14,000
Dennehotso*	\$ 62,000	Birdsprings*	\$ 13,000
Coalmine Canyon	\$ 60,000	Casamero Lake*	\$ 13,000
Pinon*	\$ 57,000	Fort Defiance*	\$ 13,000
Upper Fruitland*	\$ 55,000	Inscription House*	\$ 13,000
Crownpoint	\$ 54,000	Iyanbito	\$ 13,000
Chinle*	\$ 53,000	Becenti	\$ 12,000
Sanostee	\$ 52,000	Ganado*	\$ 12,000
Huerfano	\$ 50,000	Jeddito	\$ 12,000
Whippoorwill*	\$ 50,000	Ramah	\$ 12,000
Crystal	\$ 49,000	Round Rock	\$ 12,000
Steamboat*	\$ 49,000	Thoreau	\$ 12,000
Leupp*	\$ 47,000	Kaibeto	\$ 11,000
Coyote Canyon	\$ 45,000	Nageezi	\$ 9,000
Tselani Cottonwood	\$ 44,000	Oak Springs	\$ 9,000
Red Valley	\$ 43,000	Pueblo Pintado	\$ 9,000
St. Michaels	\$ 43,000	Whitehorse Lake	\$ 9,000
Many Farms	\$ 41,000	Black Mesa	\$ 8,000
Cove*	\$ 40,000	LeChee*	\$ 8,000
Tsayatoh	\$ 40,000	Mariano Lake	\$ 8,000
Beclabito*	\$ 38,000	Tolani Lake	\$ 8,000
Baca Prewitt*	\$ 37,000	Torreón Star Lake	\$ 8,000
Klagetoh	\$ 37,000	Coppermine	\$ 6,000
Red Rock	\$ 36,000	Manuelito	\$ 5,000
Smith Lake	\$ 35,000	Dilkon*	\$ 4,000
Tohatchi	\$ 35,000	Red Mesa	\$ 4,000
Nahodishgish	\$ 34,000	Shonto*	\$ 3,000
Nazlini*	\$ 34,000	Kinlichee*	\$ 2,000
Navajo Mountain	\$ 33,000	Low Mountain	\$ 1,000
Breadsprings*	\$ 32,000	Tuba City*	\$ 1,000
Church Rock	\$ 31,000	Lupton*	\$ 0
Teesto*	\$ 31,000	Whitecone	\$ 0
Burnham*	\$ 30,000	Standing Rock	\$ (1,000)
Blue Gap Tachee	\$ 29,000	Tsaile Wheatfields	\$ (1,000)
Sheep Springs*	\$ 29,000	Nahata Dziil*	\$ (2,000)
Chichiltah	\$ 28,000	Newcomb*	\$ (3,000)
Ojo Encino*	\$ 28,000	Twin Lakes	\$ (6,000)
Chilchinbeto*	\$ 26,000	Alamo	\$ (11,000)
Cornfields*	\$ 25,000	Littlewater*	\$ (15,000)
Sweetwater*	\$ 25,000	Sawmill	\$ (40,000)
Forest Lake	\$ 24,000	Cameron	No Data
Mexican Springs	\$ 24,000	Hardrock	No Data
Teec Nos Pos	\$ 24,000	Hogback*	No Data
White Rock*	\$ 23,000	Mexican Water*	No Data

* LGA-certified Chapter

\$2.2 Million Summer Youth Employment Fund Balances

Chapters	Available Fund Balance (\$)	Chapters	Available Fund Balance (\$)
Upper Fruitland*	\$ 71,000	Breadsprings*	\$ 14,000
Nenahnezad	\$ 70,000	Lukachukai	\$ 13,000
Red Valley	\$ 64,000	Nazlini*	\$ 13,000
Rough Rock	\$ 62,000	Indian Wells	\$ 12,000
White Rock*	\$ 61,000	Jeddito	\$ 12,000
Aneth*	\$ 60,000	Lupton*	\$ 12,000
Low Mountain	\$ 60,000	Dennehotso*	\$ 11,000
Bodaway Gap*	\$ 58,000	Becenti	\$ 10,000
Many Farms	\$ 56,000	Navajo Mountain	\$ 10,000
Chinle*	\$ 53,000	Alamo	\$ 9,000
Cove*	\$ 52,000	Chichiltah	\$ 9,000
Gadiiahi	\$ 49,000	Cornfields*	\$ 9,000
Tonalea*	\$ 48,000	Nahodishgish	\$ 9,000
Forest Lake	\$ 45,000	Sawmill	\$ 9,000
Steamboat*	\$ 45,000	Tsayatoh	\$ 9,000
Thoreau	\$ 45,000	Tolani Lake	\$ 8,000
Toadlena Two Grey Hills*	\$ 45,000	Birdsprings*	\$ 7,000
Whippoorwill*	\$ 44,000	Coppermine	\$ 7,000
Newcomb*	\$ 41,000	Leupp*	\$ 7,000
Teesto*	\$ 40,000	Oak Springs	\$ 7,000
San Juan*	\$ 38,000	Ganado*	\$ 6,000
Sanostee	\$ 38,000	Chilchinbeto*	\$ 5,000
Church Rock	\$ 37,000	Dilkon*	\$ 5,000
Huerfano	\$ 37,000	Kayenta*	\$ 5,000
Burnham*	\$ 36,000	Rock Springs	\$ 5,000
Houck*	\$ 35,000	Smith Lake	\$ 5,000
Tohatchi	\$ 33,000	Inscription House*	\$ 4,000
Crownpoint	\$ 31,000	Mexican Springs	\$ 4,000
Nageezi	\$ 31,000	Red Rock	\$ 4,000
Tsaile Wheatfields	\$ 30,000	Torreon Star Lake	\$ 4,000
Oljato	\$ 29,000	Twin Lakes	\$ 4,000
Ramah	\$ 29,000	Whitecone	\$ 4,000
St. Michaels	\$ 29,000	Whitehorse Lake	\$ 4,000
Standing Rock	\$ 29,000	Greasewood Springs*	\$ 3,000
Tselani Cottonwood	\$ 29,000	Iyanbito	\$ 3,000
Fort Defiance*	\$ 27,000	Rock Point	\$ 3,000
Black Mesa	\$ 26,000	Round Rock	\$ 3,000
Sweetwater*	\$ 26,000	Coalmine Canyon	\$ 2,000
Blue Gap Tachee	\$ 25,000	Lake Valley	\$ 2,000
LeChee*	\$ 25,000	Manuelito	\$ 2,000
Red Lake	\$ 24,000	Nahata Dził*	\$ 2,000
Baca Prewitt*	\$ 23,000	Naschitti*	\$ 2,000
Beclabito*	\$ 20,000	Sheep Springs*	\$ 2,000
Crystal	\$ 20,000	Casamero Lake*	\$ 1,000
Pueblo Pintado	\$ 20,000	Pinedale	\$ 0
Littlewater*	\$ 18,000	Shonto*	\$ 0
Mariano Lake	\$ 18,000	Tohajilee	\$ 0
Klagetoh	\$ 17,000	Tuba City*	\$ 0
Ojo Encino*	\$ 17,000	Coyote Canyon	\$ (1,000)
Kaibeto	\$ 16,000	Shiprock	\$ (1,000)
Counselor	\$ 15,000	Red Mesa	\$ (5,000)
Kinlichee*	\$ 15,000	Cameron	No Data
Pinon*	\$ 15,000	Hardrock	No Data
Teec Nos Pos	\$ 15,000	Hogback*	No Data
Wide Ruins	\$ 15,000	Mexican Water*	No Data

* LGA-certified Chapter

\$4.2 Million in General Funds

The chapters maintained \$4.2 million of general funds designated for Chapter operations. Listed below is the compilation of the 110 chapters and their General Fund balances as of June 30, 2019, sorted from highest to lowest and rounded to the nearest thousand.

Chapters	Available Fund Balance (\$)	Chapters	Available Fund Balance (\$)
Bodaway Gap*	\$ 336,000	Crownpoint	\$ 4,000
Greasewood Springs*	\$ 277,000	Oljato	\$ 4,000
Tonalea*	\$ 218,000	Sanostee	\$ 4,000
Newcomb*	\$ 185,000	Mexican Springs	\$ 3,000
White Rock*	\$ 185,000	Nageezi	\$ 3,000
Fort Defiance*	\$ 178,000	Round Rock	\$ 3,000
Chilchinbeto*	\$ 173,000	Smith Lake	\$ 3,000
Upper Fruitland*	\$ 154,000	Becenti	\$ 2,000
LeChee*	\$ 153,000	Lake Valley	\$ 2,000
Leupp*	\$ 136,000	Oak Springs	\$ 2,000
Whippoorwill*	\$ 127,000	Thoreau	\$ 2,000
Casamero Lake*	\$ 125,000	Church Rock	\$ 1,000
Birdsprings*	\$ 123,000	Coyote Canyon	\$ 1,000
Kayenta*	\$ 113,000	Iyanbito	\$ 1,000
Wide Ruins	\$ 101,000	Many Farms	\$ 1,000
Nazlini*	\$ 99,000	Sawmill	\$ 1,000
Dennehotso*	\$ 98,000	Tolani Lake	\$ 1,000
Burnham*	\$ 83,000	Chichiltah	\$ 0
Sheep Springs*	\$ 82,000	Coalmine Canyon	\$ 0
Houck*	\$ 78,000	Coppermine	\$ 0
Ganado*	\$ 76,000	Gadiiahi	\$ 0
Naschitti*	\$ 72,000	Indian Wells	\$ 0
Steamboat*	\$ 71,000	Jeddito	\$ 0
Chinle*	\$ 70,000	Kinlichee*	\$ 0
Shonto*	\$ 64,000	Klagetoh	\$ 0
Red Mesa	\$ 62,000	Low Mountain	\$ 0
Cove*	\$ 57,000	Lukachukai	\$ 0
Sweetwater*	\$ 56,000	Lupton*	\$ 0
Aneth*	\$ 55,000	Manuelito	\$ 0
Baca Prewitt*	\$ 55,000	Mariano Lake	\$ 0
Tuba City*	\$ 54,000	Nahodishgish	\$ 0
Teesto*	\$ 43,000	Navajo Mountain	\$ 0
Black Mesa	\$ 41,000	Pinedale	\$ 0
Littlewater*	\$ 40,000	Red Lake	\$ 0
San Juan*	\$ 39,000	Red Valley	\$ 0
Dilkon*	\$ 34,000	Rock Point	\$ 0
Pinon*	\$ 34,000	Rough Rock	\$ 0
Beclabito*	\$ 31,000	St. Michaels	\$ 0
Cornfields*	\$ 31,000	Torreón Star Lake	\$ 0
Huerfano	\$ 30,000	Tsaile Wheatfields	\$ 0
Ojo Encino*	\$ 27,000	Tsayatoh	\$ 0
Teec Nos Pos	\$ 26,000	Tselani Cottonwood	\$ 0
Ramah	\$ 25,000	Whitecone	\$ 0
Inscription House*	\$ 23,000	Alamo	\$ (1,000)
Toadlena Two Grey Hills*	\$ 20,000	Crystal	\$ (1,000)
Forest Lake	\$ 16,000	Kaibeto	\$ (1,000)
Nahata Dził*	\$ 12,000	Standing Rock	\$ (1,000)
Tohajilee	\$ 11,000	Twin Lakes	\$ (1,000)
Nenahnezad	\$ 9,000	Whitehorse Lake	\$ (3,000)
Red Rock	\$ 9,000	Pueblo Pintado	\$ (9,000)
Tohatchi	\$ 7,000	Breadsprings*	\$ (52,000)
Shiprock	\$ 6,000	Cameron	No Data
Rock Springs	\$ 5,000	Hardrock	No Data
Blue Gap Tachee	\$ 4,000	Hogback*	No Data
Counselor	\$ 4,000	Mexican Water*	No Data

* LGA-certified Chapter

\$3.4 Million in "Other" Funds

The chapters maintained \$3.4 million in Other funds which consist of State, County, federal, internally generated revenues and other external funding sources. The purpose of these funds are determined by the applicable funding source. Listed below is the compilation of the 110 chapters and their Other fund balances as of June 30, 2019, sorted from highest to lowest and rounded to the nearest thousand.

Chapters	Available Fund Balance (\$)	Chapters	Available Fund Balance (\$)
Tuba City*	\$ 442,000	Lupton*	\$ 9,000
Newcomb*	\$ 313,000	Wide Ruins	\$ 8,000
Upper Fruitland*	\$ 289,000	Red Mesa	\$ 7,000
Forest Lake	\$ 269,000	Tselani Cottonwood	\$ 7,000
Nahata Dzii*	\$ 225,000	Crownpoint	\$ 6,000
Aneth*	\$ 223,000	Red Rock	\$ 6,000
Nenahnezad	\$ 153,000	Torreón Star Lake	\$ 6,000
Greasewood Springs*	\$ 146,000	Crystal	\$ 5,000
Breadsprings*	\$ 96,000	Klagetoh	\$ 5,000
Nazlini*	\$ 92,000	Rock Springs	\$ 5,000
Shonto*	\$ 79,000	Sanostee	\$ 5,000
Tohajilee	\$ 74,000	Sawmill	\$ 5,000
Navajo Mountain	\$ 71,000	Teesto*	\$ 5,000
Black Mesa	\$ 51,000	Coyote Canyon	\$ 4,000
San Juan*	\$ 49,000	Huerfano	\$ 4,000
Naschitti*	\$ 44,000	Many Farms	\$ 4,000
Burnham*	\$ 41,000	Mexican Springs	\$ 4,000
Lukachukai	\$ 38,000	Thoreau	\$ 4,000
Alamo	\$ 36,000	Tsayatoh	\$ 4,000
Tolani Lake	\$ 33,000	Bodaway Gap*	\$ 3,000
St. Michaels	\$ 30,000	Church Rock	\$ 3,000
White Rock*	\$ 29,000	Nageezi	\$ 3,000
Leupp*	\$ 28,000	Nahodishgish	\$ 3,000
Chilchinbeto*	\$ 27,000	Pinedale	\$ 3,000
Fort Defiance*	\$ 27,000	Red Valley	\$ 3,000
Steamboat*	\$ 24,000	Round Rock	\$ 3,000
Cornfields*	\$ 23,000	Becenti	\$ 2,000
Sheep Springs*	\$ 22,000	Casamero Lake*	\$ 2,000
LeChee*	\$ 21,000	Chichiltah	\$ 2,000
Ojo Encino*	\$ 21,000	Iyanbito	\$ 2,000
Ganado*	\$ 20,000	Oak Springs	\$ 2,000
Shiprock	\$ 20,000	Smith Lake	\$ 2,000
Tonalea*	\$ 20,000	Teec Nos Pos	\$ 2,000
Coppermine	\$ 19,000	Tsaile Wheatfields	\$ 2,000
Counselor	\$ 19,000	Twin Lakes	\$ 2,000
Chinle*	\$ 18,000	Coalmine Canyon	\$ 1,000
Oljato	\$ 18,000	Kinlichee*	\$ 1,000
Rough Rock	\$ 18,000	Low Mountain	\$ 1,000
Toadlena Two Grey Hills*	\$ 18,000	Rock Point	\$ 1,000
Tohatchi	\$ 17,000	Whitehorse Lake	\$ 1,000
Cove*	\$ 16,000	Dilkon*	\$ 0
Inscription House*	\$ 15,000	Manuelito	\$ 0
Dennehotso*	\$ 14,000	Ramah	\$ 0
Whitecone	\$ 14,000	Littlewater*	\$ (2,000)
Lake Valley	\$ 13,000	Standing Rock	\$ (4,000)
Beclabito*	\$ 12,000	Baca Prewitt*	\$ (5,000)
Indian Wells	\$ 12,000	Whippoorwill*	\$ (5,000)
Jeddito	\$ 12,000	Mariano Lake	\$ (20,000)
Kayenta*	\$ 12,000	Pueblo Pintado	\$ (24,000)
Sweetwater*	\$ 12,000	Gadiiahi	\$ (28,000)
Blue Gap Tachee	\$ 11,000	Birdsprings*	\$ (84,000)
Houck*	\$ 10,000	Cameron	No Data
Kaibeto	\$ 10,000	Hardrock	No Data
Pinon*	\$ 10,000	Hogback*	No Data
Red Lake	\$ 10,000	Mexican Water*	No Data

* LGA-certified Chapter

\$3.3 Million in Local Governance Act Funds

The chapters maintained \$3.3 million of LGA funds designated for the development and implementation of Five Management System policies and procedures, and development of community-based land use plans. Listed below is the compilation of the 110 chapters and their Local Governance Act fund balances as of June 30, 2019, sorted from highest to lowest and rounded to the nearest thousand.

Chapters	Available Fund Balance (\$)	Chapters	Available Fund Balance (\$)
Steamboat*	\$ 311,000	Inscription House*	\$ 9,000
Aneth*	\$ 201,000	Pueblo Pintado	\$ 9,000
San Juan*	\$ 195,000	Torreon Star Lake	\$ 9,000
Bodaway Gap*	\$ 172,000	Sweetwater*	\$ 8,000
Cove*	\$ 170,000	Fort Defiance*	\$ 7,000
Tonalea*	\$ 170,000	Whippoorwill*	\$ 7,000
Ganado*	\$ 163,000	Blue Gap Tachee	\$ 6,000
Oljato	\$ 129,000	Chilchinbeto*	\$ 6,000
Shiprock	\$ 121,000	Church Rock	\$ 6,000
Beclabito*	\$ 102,000	Kayenta*	\$ 6,000
Kinlichee*	\$ 85,000	Lake Valley	\$ 6,000
Nenahnezad	\$ 81,000	Ramah	\$ 6,000
Red Lake	\$ 79,000	Toadlena Two Grey Hills*	\$ 6,000
Newcomb*	\$ 78,000	Wide Ruins	\$ 6,000
Ojo Encino*	\$ 71,000	Coalmine Canyon	\$ 5,000
Rock Springs	\$ 68,000	Iyanbito	\$ 5,000
Pinon*	\$ 66,000	Smith Lake	\$ 5,000
St. Michaels	\$ 60,000	Teec Nos Pos	\$ 5,000
Upper Fruitland*	\$ 60,000	Manuelito	\$ 4,000
Lupton*	\$ 57,000	Mariano Lake	\$ 4,000
Greasewood Springs*	\$ 56,000	Mexican Springs	\$ 4,000
Huerfano	\$ 53,000	Becenti	\$ 3,000
Navajo Mountain	\$ 50,000	Birdsprings*	\$ 3,000
Leupp*	\$ 40,000	Coppermine	\$ 3,000
Oak Springs	\$ 37,000	Red Mesa	\$ 3,000
Counselor	\$ 36,000	Tuba City*	\$ 3,000
Jeddito	\$ 36,000	Rock Point	\$ 2,000
Red Valley	\$ 31,000	Sheep Springs*	\$ 2,000
Gadiiahi	\$ 29,000	Cornfields*	\$ 1,000
Burnham*	\$ 26,000	Lukachukai	\$ 1,000
Teesto*	\$ 25,000	Many Farms	\$ 1,000
Klagetoh	\$ 23,000	Pinedale	\$ 1,000
Red Rock	\$ 23,000	Round Rock	\$ 1,000
Sanostee	\$ 23,000	Alamo	\$ 0
Houck*	\$ 21,000	Black Mesa	\$ 0
Nazlini*	\$ 21,000	Chinle*	\$ 0
Kaibeto	\$ 18,000	Dennehotso*	\$ 0
Breadsprings*	\$ 14,000	Forest Lake	\$ 0
Crownpoint	\$ 14,000	Low Mountain	\$ 0
LeChee*	\$ 14,000	Shonto*	\$ 0
Nageezi	\$ 14,000	Tsaile Wheatfields	\$ 0
Casamero Lake*	\$ 13,000	Tselani Cottonwood	\$ 0
Chichiltah	\$ 12,000	Whitehorse Lake	\$ 0
Coyote Canyon	\$ 12,000	Littlewater*	\$ (1,000)
Indian Wells	\$ 12,000	Nahata Dziiil*	\$ (1,000)
Rough Rock	\$ 12,000	Tolani Lake	\$ (1,000)
Tohatchi	\$ 12,000	Dilkon*	\$ (2,000)
Tsayatoh	\$ 12,000	Standing Rock	\$ (2,000)
White Rock*	\$ 12,000	Whitecone	\$ (2,000)
Crystal	\$ 11,000	Baca Prewitt*	\$ (4,000)
Nahodishgish	\$ 11,000	Sawmill	\$ (96,000)
Naschitti*	\$ 11,000	Cameron	No Data
Thoreau	\$ 10,000	Hardrock	No Data
Tohajilee	\$ 10,000	Hogback*	No Data
Twin Lakes	\$ 10,000	Mexican Water*	No Data

* LGA-certified Chapter

\$3.1 Million in Housing Discretionary Funds

The chapters maintained \$3.1 million designated for housing assistance. Listed below is the compilation of the 110 chapters and their Housing Discretionary fund balances as of June 30, 2019, sorted from highest to lowest and rounded to the nearest thousand.

Chapters	Available Fund Balance (\$)	Chapters	Available Fund Balance (\$)
Oljato	\$ 261,000	Standing Rock	\$ 15,000
Tonalea*	\$ 177,000	Manuelito	\$ 14,000
Counselor	\$ 105,000	Crystal	\$ 13,000
Aneth*	\$ 103,000	Tohajiilee	\$ 13,000
Nenahnezad	\$ 98,000	Burnham*	\$ 12,000
Sanostee	\$ 87,000	Leupp*	\$ 12,000
Blue Gap Tachee	\$ 78,000	Oak Springs	\$ 12,000
Newcomb*	\$ 73,000	Chinle*	\$ 11,000
Alamo	\$ 67,000	Littlewater*	\$ 11,000
Bodaway Gap*	\$ 67,000	Becenti	\$ 10,000
Forest Lake	\$ 66,000	Breadsprings*	\$ 10,000
Navajo Mountain	\$ 66,000	Mariano Lake	\$ 10,000
Huerfano	\$ 61,000	Nahata Dzil*	\$ 10,000
Kinlichee*	\$ 58,000	Ramah	\$ 10,000
Beclabito*	\$ 56,000	White Rock*	\$ 10,000
Red Mesa	\$ 52,000	Whitecone	\$ 10,000
Whippoorwill*	\$ 50,000	Fort Defiance*	\$ 9,000
Klagetoh	\$ 49,000	Nahodishgish	\$ 9,000
Red Valley	\$ 47,000	Sawmill	\$ 9,000
Kayenta*	\$ 46,000	Toadlena Two Grey Hills*	\$ 9,000
Jeddito	\$ 45,000	Tuba City*	\$ 9,000
Tohatchi	\$ 43,000	Greasewood Springs*	\$ 8,000
Church Rock	\$ 42,000	Nazlini*	\$ 8,000
Crownpoint	\$ 42,000	Shiprock	\$ 7,000
Red Lake	\$ 42,000	Shonto*	\$ 7,000
Steamboat*	\$ 42,000	Twin Lakes	\$ 7,000
St. Michaels	\$ 40,000	Cornfields*	\$ 6,000
Cove*	\$ 39,000	Nageezi	\$ 6,000
LeChee*	\$ 38,000	Chichiltah	\$ 5,000
Coppermine	\$ 36,000	Ganado*	\$ 5,000
Gadiiahi	\$ 36,000	Inscription House*	\$ 5,000
Rock Springs	\$ 35,000	Ojo Encino*	\$ 5,000
Teec Nos Pos	\$ 34,000	Rock Point	\$ 5,000
Many Farms	\$ 33,000	Thoreau	\$ 5,000
Coalmine Canyon	\$ 30,000	Upper Fruitland*	\$ 5,000
Wide Ruins	\$ 30,000	Casamero Lake*	\$ 4,000
Indian Wells	\$ 28,000	Sheep Springs*	\$ 4,000
Torreon Star Lake	\$ 28,000	Whitehorse Lake	\$ 4,000
Baca Prewitt*	\$ 27,000	Birdsprings*	\$ 3,000
San Juan*	\$ 27,000	Rough Rock	\$ 3,000
Dennehotso*	\$ 26,000	Tsaile Wheatfields	\$ 3,000
Kaibeto	\$ 26,000	Tselani Cottonwood	\$ 2,000
Pueblo Pintado	\$ 26,000	Black Mesa	\$ 1,000
Tsayatoh	\$ 26,000	Dilkon*	\$ 1,000
Houck*	\$ 25,000	Low Mountain	\$ 1,000
Lukachukai	\$ 25,000	Iyanbito	\$ 0
Naschitti*	\$ 22,000	Lake Valley	\$ 0
Tolani Lake	\$ 22,000	Round Rock	\$ 0
Mexican Springs	\$ 21,000	Sweetwater*	\$ 0
Pinedale	\$ 21,000	Teesto*	\$ 0
Red Rock	\$ 20,000	Chilchinbeto*	\$ (4,000)
Coyote Canyon	\$ 19,000	Cameron	No Data
Smith Lake	\$ 19,000	Hardrock	No Data
Lupton*	\$ 17,000	Hogback*	No Data
Pinon*	\$ 17,000	Mexican Water*	No Data

* LGA-certified Chapters

\$2 Million in Emergency and Disaster Relief Funds

The chapters maintained \$2 million designated for emergency and disaster relief services. Listed below is the compilation of the 110 chapters and their Emergency and Disaster Relief fund balances as of June 30, 2019, sorted from highest to lowest and rounded to the nearest thousand.

Chapters	Available Fund Balance (\$)	Chapters	Available Fund Balance (\$)
Navajo Mountain	\$ 101,000	Rock Springs	\$ 9,000
Counselor	\$ 94,000	Greasewood Springs*	\$ 8,000
Shiprock	\$ 87,000	Huerfano	\$ 8,000
Many Farms	\$ 71,000	Nageezi	\$ 8,000
Aneth*	\$ 67,000	Tsaile Wheatfields	\$ 8,000
Jeddito	\$ 59,000	Cove*	\$ 7,000
Beclabito*	\$ 58,000	Ganado*	\$ 7,000
Ojo Encino*	\$ 58,000	Nahodishgish	\$ 7,000
Oljato	\$ 56,000	Coyote Canyon	\$ 6,000
Upper Fruitland*	\$ 56,000	Teec Nos Pos	\$ 6,000
Kayenta*	\$ 55,000	Bodaway Gap*	\$ 5,000
Red Rock	\$ 55,000	Dennehotso*	\$ 5,000
St. Michaels	\$ 55,000	Littlewater*	\$ 5,000
Crownpoint	\$ 48,000	Sheep Springs*	\$ 5,000
Thoreau	\$ 48,000	Shonto*	\$ 5,000
Red Valley	\$ 47,000	Whippoorwill*	\$ 4,000
Wide Ruins	\$ 46,000	Kaibeto	\$ 3,000
Steamboat*	\$ 43,000	Leupp*	\$ 3,000
Mexican Springs	\$ 41,000	Ramah	\$ 3,000
Tonalea*	\$ 40,000	Sawmill	\$ 3,000
Forest Lake	\$ 38,000	Smith Lake	\$ 3,000
Tselani Cottonwood	\$ 38,000	Baca Prewitt*	\$ 2,000
Round Rock	\$ 35,000	Birdsprings*	\$ 2,000
Kinlichee*	\$ 34,000	Burnham*	\$ 2,000
Houck*	\$ 31,000	San Juan*	\$ 2,000
Breadsprings*	\$ 29,000	White Rock*	\$ 2,000
Indian Wells	\$ 28,000	Iyanbito	\$ 1,000
Toadlena Two Grey Hills*	\$ 28,000	Standing Rock	\$ 1,000
Sanostee	\$ 26,000	Blue Gap Tachee	\$ 0
Tuba City*	\$ 26,000	Chinle*	\$ 0
Oak Springs	\$ 25,000	Church Rock	\$ 0
Lukachukai	\$ 24,000	Coppermine	\$ 0
Pinedale	\$ 24,000	Cornfields*	\$ 0
Coalmine Canyon	\$ 23,000	Crystal	\$ 0
Torreon Star Lake	\$ 19,000	Dilkon*	\$ 0
Nazlini*	\$ 18,000	Manuelito	\$ 0
Twin Lakes	\$ 18,000	Mariano Lake	\$ 0
LeChee*	\$ 17,000	Naschitti*	\$ 0
Whitecone	\$ 17,000	Pinon*	\$ 0
Black Mesa	\$ 16,000	Red Mesa	\$ 0
Newcomb*	\$ 16,000	Rock Point	\$ 0
Becenti	\$ 15,000	Sweetwater*	\$ 0
Gadiiahi	\$ 14,000	Teesto*	\$ 0
Alamo	\$ 13,000	Tolani Lake	\$ 0
Chichiltah	\$ 13,000	Whitehorse Lake	\$ 0
Inscription House*	\$ 12,000	Casamero Lake*	\$ (3,000)
Low Mountain	\$ 12,000	Nahata Dzilil*	\$ (3,000)
Red Lake	\$ 11,000	Lupton*	\$ (6,000)
Rough Rock	\$ 11,000	Klagetoh	\$ (9,000)
Tsayatoh	\$ 11,000	Pueblo Pintado	\$ (10,000)
Chilchinbeto*	\$ 10,000	Tohajiilee	\$ (12,000)
Nenahnezad	\$ 10,000	Cameron	No Data
Tohatchi	\$ 10,000	Hardrock	No Data
Fort Defiance*	\$ 9,000	Hogback*	No Data
Lake Valley	\$ 9,000	Mexican Water*	No Data

* LGA-certified Chapter

\$1.3 Million in Education Funds

The chapters maintained \$1.3 million designated for education financial assistance. The education funds consist of the \$854,000 Scholarship General Fund and \$436,000 Scholarship Claims Fund. Listed below is the compilation of the 110 chapters and their education assistance fund balances as of June 30, 2019, sorted from highest to lowest and rounded to the nearest thousand.

\$854,000 Scholarship General Fund

Chapters	Available Fund Balance (\$)	Chapters	Available Fund Balance (\$)
Shiprock	\$ 70,000	Cove*	\$ 2,000
Aneth*	\$ 57,000	Crystal	\$ 2,000
Bodaway Gap*	\$ 55,000	Huerfano	\$ 2,000
Littlewater*	\$ 51,000	Many Farms	\$ 2,000
Beclabito*	\$ 45,000	Nahata Dziil*	\$ 2,000
Tonalea*	\$ 44,000	Oljato	\$ 2,000
Alamo	\$ 42,000	Ramah	\$ 2,000
Whippoorwill*	\$ 29,000	Sweetwater*	\$ 2,000
Torreon Star Lake	\$ 24,000	Whitehorse Lake	\$ 2,000
Forest Lake	\$ 21,000	Greasewood Springs*	\$ 1,000
St. Michaels	\$ 21,000	Houck*	\$ 1,000
Breadsprings*	\$ 19,000	Inscription House*	\$ 1,000
Nenahnezad	\$ 19,000	Kayenta*	\$ 1,000
Church Rock	\$ 18,000	Manuelito	\$ 1,000
Sanostee	\$ 17,000	Sheep Springs*	\$ 1,000
Rock Point	\$ 16,000	Wide Ruins	\$ 1,000
Nageezi	\$ 15,000	Becenti	\$ 0
Gadiiahi	\$ 14,000	Burnham*	\$ 0
Crownpoint	\$ 12,000	Chilchinbeto*	\$ 0
Lake Valley	\$ 12,000	Cornfields*	\$ 0
Indian Wells	\$ 11,000	Dennehotso*	\$ 0
Pinedale	\$ 11,000	Dilkon*	\$ 0
Mariano Lake	\$ 10,000	Fort Defiance*	\$ 0
Oak Springs	\$ 10,000	Ganado*	\$ 0
Standing Rock	\$ 10,000	Jeddito	\$ 0
Casamero Lake*	\$ 9,000	Kinlichee*	\$ 0
Chichiltah	\$ 9,000	Leupp*	\$ 0
Counselor	\$ 9,000	Lukachukai	\$ 0
Coyote Canyon	\$ 9,000	Lupton*	\$ 0
Pueblo Pintado	\$ 9,000	Naschitti*	\$ 0
Red Valley	\$ 9,000	Navajo Mountain	\$ 0
Toadlena Two Grey Hills*	\$ 9,000	Nazlini*	\$ 0
Black Mesa	\$ 8,000	Ojo Encino*	\$ 0
Coppermine	\$ 8,000	Red Lake	\$ 0
Newcomb*	\$ 8,000	Red Mesa	\$ 0
Baca Prewitt*	\$ 7,000	Red Rock	\$ 0
Chinle*	\$ 7,000	Rough Rock	\$ 0
LeChee*	\$ 7,000	San Juan*	\$ 0
Tsayatoh	\$ 7,000	Shonto*	\$ 0
Birdsprings*	\$ 6,000	Smith Lake	\$ 0
Iyanbito	\$ 6,000	Steamboat*	\$ 0
Low Mountain	\$ 6,000	Teesto*	\$ 0
Whitecone	\$ 6,000	Tohatchi	\$ 0
Blue Gap Tachee	\$ 5,000	Tsaile Wheatfields	\$ 0
Mexican Springs	\$ 5,000	Tuba City*	\$ 0
Teec Nos Pos	\$ 5,000	Twin Lakes	\$ 0
Tselani Cottonwood	\$ 5,000	Upper Fruitland*	\$ 0
Nahodishgish	\$ 4,000	White Rock*	\$ 0
Rock Springs	\$ 4,000	Tolani Lake	\$ (2,000)
Thoreau	\$ 4,000	Pinon*	\$ (3,000)
Tohajilee	\$ 4,000	Sawmill	\$ (6,000)
Kaibeto	\$ 3,000	Cameron	No Data
Klagetoh	\$ 3,000	Hardrock	No Data
Round Rock	\$ 3,000	Hogback*	No Data
Coalmine Canyon	\$ 2,000	Mexican Water*	No Data

\$436,000 Scholarship Claims Fund

Chapters	Available Fund Balance (\$)	Chapters	Available Fund Balance (\$)
Tonalea*	\$ 57,000	Teesto*	\$ 3,000
Greasewood Springs*	\$ 35,000	Tohajiilee	\$ 3,000
Pueblo Pintado	\$ 26,000	Tolani Lake	\$ 3,000
Rock Springs	\$ 26,000	Tuba City*	\$ 3,000
Whippoorwill*	\$ 17,000	Upper Fruitland*	\$ 3,000
Low Mountain	\$ 15,000	Whitehorse Lake	\$ 3,000
Thoreau	\$ 14,000	Baca Prewitt*	\$ 2,000
Tselani Cottonwood	\$ 12,000	Black Mesa	\$ 2,000
Whitecone	\$ 10,000	Shiprock	\$ 2,000
Pinon*	\$ 9,000	Standing Rock	\$ 2,000
Bodaway Gap*	\$ 8,000	Aneth*	\$ 1,000
Kayenta*	\$ 8,000	Beclabito*	\$ 1,000
Toadlena Two Grey Hills*	\$ 8,000	Chichiltah	\$ 1,000
Cove*	\$ 7,000	Cornfields*	\$ 1,000
LeChee*	\$ 7,000	Dennehotso*	\$ 1,000
Breadsprings*	\$ 6,000	Houck*	\$ 1,000
Sheep Springs*	\$ 6,000	Many Farms	\$ 1,000
Tohatchi	\$ 6,000	Ojo Encino*	\$ 1,000
Wide Ruins	\$ 6,000	Red Rock	\$ 1,000
Church Rock	\$ 5,000	White Rock*	\$ 1,000
Huerfano	\$ 5,000	Alamo	\$ 0
Red Lake	\$ 5,000	Becenti	\$ 0
Red Valley	\$ 5,000	Casamero Lake*	\$ 0
San Juan*	\$ 5,000	Chilchinbeto*	\$ 0
Shonto*	\$ 5,000	Chinle*	\$ 0
Smith Lake	\$ 5,000	Coppermine	\$ 0
St. Michaels	\$ 5,000	Coyote Canyon	\$ 0
Burnham*	\$ 4,000	Crownpoint	\$ 0
Indian Wells	\$ 4,000	Dilkon*	\$ 0
Kaibeto	\$ 4,000	Forest Lake	\$ 0
Lake Valley	\$ 4,000	Fort Defiance*	\$ 0
Nageezi	\$ 4,000	Gadiiahi	\$ 0
Teec Nos Pos	\$ 4,000	Iyanbito	\$ 0
Tsayatoh	\$ 4,000	Leupp*	\$ 0
Birdsprings*	\$ 3,000	Lukachukai	\$ 0
Blue Gap Tachee	\$ 3,000	Lupton*	\$ 0
Coalmine Canyon	\$ 3,000	Mariano Lake	\$ 0
Counselor	\$ 3,000	Naschitti*	\$ 0
Crystal	\$ 3,000	Navajo Mountain	\$ 0
Ganado*	\$ 3,000	Nazlini*	\$ 0
Inscription House*	\$ 3,000	Oljato	\$ 0
Jeddito	\$ 3,000	Pinedale	\$ 0
Kinlichee*	\$ 3,000	Ramah	\$ 0
Klagetoh	\$ 3,000	Red Mesa	\$ 0
Littlewater*	\$ 3,000	Rock Point	\$ 0
Manuelito	\$ 3,000	Sanostee	\$ 0
Mexican Springs	\$ 3,000	Steamboat*	\$ 0
Nahata Dziil*	\$ 3,000	Tsaile Wheatfields	\$ 0
Nahodishgish	\$ 3,000	Twin Lakes	\$ 0
Nenahnezad	\$ 3,000	Torreon Star Lake	\$ (1,000)
Newcomb*	\$ 3,000	Sawmill	\$ (17,000)
Oak Springs	\$ 3,000	Cameron	No Data
Rough Rock	\$ 3,000	Hardrock	No Data
Round Rock	\$ 3,000	Hogback*	No Data
Sweetwater*	\$ 3,000	Mexican Water*	No Data

* LGA-certified Chapters

\$975,000 in Land Claims Funds

The chapters maintained \$975,000 of Land Claims funds designated for the general economic development of the chapter. Listed below is the compilation of the 110 chapters and their Land Claims fund balances as of June 30, 2019, sorted from highest to lowest and rounded to the nearest thousand.

Chapters	Available Fund Balance (\$)	Chapters	Available Fund Balance (\$)
Oljato	\$ 130,000	Crownpoint	\$ 5,000
Tonalea*	\$ 83,000	Houck*	\$ 5,000
St. Michaels	\$ 50,000	Nazlini*	\$ 5,000
Shiprock	\$ 48,000	Rock Point	\$ 5,000
Kayenta*	\$ 38,000	Sheep Springs*	\$ 5,000
Ganado*	\$ 32,000	Tohatchi	\$ 5,000
Church Rock	\$ 27,000	Tsayatoh	\$ 5,000
Ojo Encino*	\$ 26,000	Chinle*	\$ 4,000
Navajo Mountain	\$ 25,000	Cornfields*	\$ 4,000
Rough Rock	\$ 21,000	Gadiiahi	\$ 4,000
Nenahnezad	\$ 18,000	Lukachukai	\$ 4,000
Black Mesa	\$ 17,000	Naschitti*	\$ 4,000
Round Rock	\$ 16,000	Oak Springs	\$ 4,000
Counselor	\$ 15,000	Red Valley	\$ 4,000
Teesto*	\$ 14,000	Toadlena Two Grey Hills*	\$ 4,000
Thoreau	\$ 14,000	Whitehorse Lake	\$ 4,000
Whippoorwill*	\$ 14,000	Alamo	\$ 3,000
Klagetoh	\$ 13,000	Crystal	\$ 3,000
Littlewater*	\$ 13,000	Jeddito	\$ 3,000
Tuba City*	\$ 13,000	Lake Valley	\$ 3,000
Forest Lake	\$ 12,000	Many Farms	\$ 3,000
Greasewood Springs*	\$ 12,000	Mariano Lake	\$ 3,000
Pinon*	\$ 12,000	Baca Prewitt*	\$ 2,000
Tsailie Wheatfields	\$ 12,000	Birdsprings*	\$ 2,000
Upper Fruitland*	\$ 12,000	Burnham*	\$ 2,000
Chichiltah	\$ 11,000	Manuelito	\$ 2,000
Huerfano	\$ 11,000	Mexican Springs	\$ 2,000
Ramah	\$ 11,000	Pinedale	\$ 2,000
Sanostee	\$ 11,000	Casamero Lake*	\$ 1,000
Tohajiilee	\$ 11,000	Kinlichee*	\$ 1,000
Bodaway Gap*	\$ 10,000	Standing Rock	\$ 1,000
Indian Wells	\$ 10,000	Dilkon*	\$ 0
Newcomb*	\$ 10,000	LeChee*	\$ 0
Red Mesa	\$ 10,000	Leupp*	\$ 0
Blue Gap Tachee	\$ 9,000	Low Mountain	\$ 0
Coppermine	\$ 9,000	Pueblo Pintado	\$ 0
Cove*	\$ 9,000	Shonto*	\$ 0
Rock Springs	\$ 9,000	Torreon Star Lake	\$ 0
Smith Lake	\$ 9,000	Whitecone	\$ 0
Coalmine Canyon	\$ 8,000	Dennehotso*	\$ (1,000)
Fort Defiance*	\$ 8,000	Kaibeto	\$ (1,000)
Iyanbito	\$ 8,000	Twin Lakes	\$ (1,000)
Lupton*	\$ 8,000	Teec Nos Pos	\$ (2,000)
Red Lake	\$ 8,000	Tolani Lake	\$ (2,000)
Tselani Cottonwood	\$ 8,000	Nahata Dziil*	\$ (3,000)
Steamboat*	\$ 7,000	Nageezi	\$ (4,000)
Sweetwater*	\$ 7,000	Chilchinbeto*	\$ (6,000)
Wide Ruins	\$ 7,000	White Rock*	\$ (6,000)
Aneth*	\$ 6,000	Breadsprings*	\$ (8,000)
Becenti	\$ 6,000	Inscription House*	\$ (8,000)
Coyote Canyon	\$ 6,000	Sawmill	\$ (26,000)
Nahodishgish	\$ 6,000	Cameron	No Data
Red Rock	\$ 6,000	Hardrock	No Data
San Juan*	\$ 6,000	Hogback*	No Data
Beclabito*	\$ 5,000	Mexican Water*	No Data

*LGA-certified Chapters

\$330,000 in Stipends Funds

The chapters maintained \$330,000 designated for Stipends for the Chapter officials and other elected officials. The stipends funds consist of \$286,000 in Chapter Official Stipends Fund and \$44,000 in Grazing/Farming Stipends. Listed below is the compilation of the 110 chapters and their Stipends fund balances as of June 30, 2019, sorted from highest to lowest and rounded to the nearest thousand.

\$286,000 Chapter Official Stipends

Chapters	Available Fund Balance (\$)	Chapters	Available Fund Balance (\$)
Crystal	\$ 46,000	Beclabito*	\$ 1,000
St. Michaels	\$ 29,000	Blue Gap Tachee	\$ 1,000
Whippoorwill*	\$ 28,000	Coalmine Canyon	\$ 1,000
Upper Fruitland*	\$ 26,000	Counselor	\$ 1,000
Nahodishgish	\$ 24,000	Forest Lake	\$ 1,000
Fort Defiance*	\$ 22,000	Indian Wells	\$ 1,000
Ojo Encino*	\$ 21,000	Lukachukai	\$ 1,000
Pueblo Pintado	\$ 20,000	Mexican Springs	\$ 1,000
Aneth*	\$ 15,000	Sweetwater*	\$ 1,000
Kayenta*	\$ 15,000	Teesto*	\$ 1,000
Shiprock	\$ 15,000	Toadlena Two Grey Hills*	\$ 1,000
Whitecone	\$ 14,000	Tsaile Wheatfields	\$ 1,000
Kinlichee*	\$ 12,000	Tselani Cottonwood	\$ 1,000
Tuba City*	\$ 12,000	Birdsprings*	\$ 0
Church Rock	\$ 11,000	Black Mesa	\$ 0
Becenti	\$ 10,000	Gadiiahi	\$ 0
Chinle*	\$ 10,000	Lake Valley	\$ 0
Navajo Mountain	\$ 10,000	LeChee*	\$ 0
Steamboat*	\$ 9,000	Low Mountain	\$ 0
Bodaway Gap*	\$ 8,000	Nageezi	\$ 0
Huerfano	\$ 8,000	Nazlini*	\$ 0
Red Rock	\$ 8,000	Ramah	\$ 0
Tsayatoh	\$ 8,000	Red Mesa	\$ 0
Burnham*	\$ 7,000	Red Valley	\$ 0
Oljato	\$ 7,000	Round Rock	\$ 0
Pinon*	\$ 7,000	San Juan*	\$ 0
Thoreau	\$ 7,000	Standing Rock	\$ 0
Tonalea*	\$ 7,000	Whitehorse Lake	\$ 0
Cove*	\$ 6,000	Wide Ruins	\$ 0
Littlewater*	\$ 6,000	Breadsprings*	\$ (1,000)
Rock Point	\$ 6,000	Iyanbito	\$ (1,000)
Sanostee	\$ 6,000	Klagetoh	\$ (1,000)
Greasewood Springs*	\$ 5,000	Manuelito	\$ (1,000)
Kaibeto	\$ 5,000	Newcomb*	\$ (1,000)
Nenahnezad	\$ 5,000	Dennehotso*	\$ (2,000)
Crownpoint	\$ 4,000	Dilkon*	\$ (2,000)
Mariano Lake	\$ 4,000	Casamero Lake*	\$ (3,000)
Naschitti*	\$ 4,000	Cornfields*	\$ (3,000)
Sheep Springs*	\$ 4,000	Jeddito	\$ (3,000)
Shonto*	\$ 4,000	Inscription House*	\$ (4,000)
Coppermine	\$ 3,000	Oak Springs	\$ (4,000)
Coyote Canyon	\$ 3,000	Chilchinbeto*	\$ (5,000)
Ganado*	\$ 3,000	Lupton*	\$ (5,000)
Houck*	\$ 3,000	Nahata Dziiil*	\$ (5,000)
Many Farms	\$ 3,000	Tolani Lake	\$ (6,000)
Rough Rock	\$ 3,000	Smith Lake	\$ (7,000)
Baca Prewitt*	\$ 2,000	White Rock*	\$ (7,000)
Chichiltah	\$ 2,000	Twin Lakes	\$ (19,000)
Leupp*	\$ 2,000	Alamo	\$ (20,000)
Pinedale	\$ 2,000	Teec Nos Pos	\$ (22,000)
Red Lake	\$ 2,000	Sawmill	\$ (115,000)
Rock Springs	\$ 2,000	Cameron	No Data
Tohajilee	\$ 2,000	Hardrock	No Data
Tohatchi	\$ 2,000	Hogback*	No Data
Torreón Star Lake	\$ 2,000	Mexican Water*	No Data

* LGA-certified Chapters

\$44,000 Grazing/Farming Stipends

Chapters	Available Fund Balance (\$)	Chapters	Available Fund Balance (\$)
Tuba City*	\$ 15,000	Mexican Springs	\$ 0
Ramah	\$ 8,000	Nageezi	\$ 0
Red Valley	\$ 7,000	Nahata Dziil*	\$ 0
Black Mesa	\$ 4,000	Nahodishgish	\$ 0
Coalmine Canyon	\$ 4,000	Naschitti*	\$ 0
Becenti	\$ 3,000	Navajo Mountain	\$ 0
Nenahnezad	\$ 2,000	Nazlini*	\$ 0
Breadsprings*	\$ 1,000	Oak Springs	\$ 0
Counselor	\$ 1,000	Ojo Encino*	\$ 0
Cove*	\$ 1,000	Oljato	\$ 0
Gadliah	\$ 1,000	Pinedale	\$ 0
Greasewood Springs*	\$ 1,000	Pinon*	\$ 0
Newcomb*	\$ 1,000	Pueblo Pintado	\$ 0
Red Lake	\$ 1,000	Red Mesa	\$ 0
Steamboat*	\$ 1,000	Red Rock	\$ 0
Alamo	\$ 0	Rock Point	\$ 0
Aneth*	\$ 0	Rock Springs	\$ 0
Baca Prewitt*	\$ 0	Rough Rock	\$ 0
Beclabito*	\$ 0	Round Rock	\$ 0
Birdsprings*	\$ 0	San Juan*	\$ 0
Blue Gap Tachee	\$ 0	Sanostee	\$ 0
Bodaway Gap*	\$ 0	Sawmill	\$ 0
Burnham*	\$ 0	Sheep Springs*	\$ 0
Casamero Lake*	\$ 0	Shiprock	\$ 0
Chilchinbeto*	\$ 0	Shonto*	\$ 0
Chinle*	\$ 0	Smith Lake	\$ 0
Church Rock	\$ 0	St. Michaels	\$ 0
Coppermine	\$ 0	Standing Rock	\$ 0
Cornfields*	\$ 0	Sweetwater*	\$ 0
Coyote Canyon	\$ 0	Teec Nos Pos	\$ 0
Crownpoint	\$ 0	Teesto*	\$ 0
Crystal	\$ 0	Thoreau	\$ 0
Dennehotso*	\$ 0	Toadlena Two Grey Hills*	\$ 0
Dilkon*	\$ 0	Tohajiilee	\$ 0
Forest Lake	\$ 0	Tohatchi	\$ 0
Fort Defiance*	\$ 0	Tolani Lake	\$ 0
Ganado*	\$ 0	Tonalea*	\$ 0
Houck*	\$ 0	Torreon Star Lake	\$ 0
Huerfano	\$ 0	Tsaile Wheatfields	\$ 0
Indian Wells	\$ 0	Tsayatoh	\$ 0
Inscription House*	\$ 0	Tselani Cottonwood	\$ 0
Iyanbito	\$ 0	Twin Lakes	\$ 0
Jeddito	\$ 0	Upper Fruitland*	\$ 0
Kaibeto	\$ 0	Whippoorwill*	\$ 0
Kayenta*	\$ 0	White Rock*	\$ 0
Kinlichee*	\$ 0	Whitecone	\$ 0
Klagetoh	\$ 0	Whitehorse Lake	\$ 0
LeChee*	\$ 0	Wide Ruins	\$ 0
Leupp*	\$ 0	Lake Valley	\$ (1,000)
Littlewater*	\$ 0	Manuelito	\$ (1,000)
Low Mountain	\$ 0	Chichiltah	\$ (3,000)
Lukachukai	\$ 0	Cameron	No Data
Lupton*	\$ 0	Hardrock	No Data
Many Farms	\$ 0	Hogback*	No Data
Mariano Lake	\$ 0	Mexican Water*	No Data

* LGA-certified Chapters

\$184,000 in Veterans Funds

The chapters maintained \$184,000 designated for Veterans assistance and services. Listed below is the compilation of the 110 chapters and their Veterans fund balances as of June 30, 2019, sorted from highest to lowest and rounded to the nearest thousand.

Chapters	Available Fund Balance (\$)	Chapters	Available Fund Balance (\$)
Navajo Mountain	\$ 38,000	Houck*	\$ 0
Tuba City*	\$ 28,000	Iyanbito	\$ 0
Church Rock	\$ 16,000	Jeddito	\$ 0
Counselor	\$ 12,000	Kinlichee*	\$ 0
Inscription House*	\$ 9,000	Klagetoh	\$ 0
Sweetwater*	\$ 8,000	Lake Valley	\$ 0
Dennehotso*	\$ 7,000	Littlewater*	\$ 0
Coppermine	\$ 5,000	Low Mountain	\$ 0
Cove*	\$ 5,000	Lukachukai	\$ 0
LeChee*	\$ 5,000	Manuelito	\$ 0
Bodaway Gap*	\$ 3,000	Many Farms	\$ 0
Breadsprings*	\$ 3,000	Mariano Lake	\$ 0
Leupp*	\$ 3,000	Mexican Springs	\$ 0
Red Valley	\$ 3,000	Nageezi	\$ 0
Round Rock	\$ 3,000	Nahata Dzil*	\$ 0
Upper Fruitland*	\$ 3,000	Naschitti*	\$ 0
White Rock*	\$ 3,000	Nazlini*	\$ 0
Aneth*	\$ 2,000	Nenahnezad	\$ 0
Beclabito*	\$ 2,000	Newcomb*	\$ 0
Black Mesa	\$ 2,000	Oak Springs	\$ 0
Huerfano	\$ 2,000	Ojo Encino*	\$ 0
Indian Wells	\$ 2,000	Oljato	\$ 0
Kaibeto	\$ 2,000	Pinedale	\$ 0
San Juan*	\$ 2,000	Pinon*	\$ 0
Smith Lake	\$ 2,000	Pueblo Pintado	\$ 0
Tohajilee	\$ 2,000	Red Lake	\$ 0
Chichiltah	\$ 1,000	Red Rock	\$ 0
Coalmine Canyon	\$ 1,000	Rock Point	\$ 0
Forest Lake	\$ 1,000	Rock Springs	\$ 0
Kayenta*	\$ 1,000	Rough Rock	\$ 0
Lupton*	\$ 1,000	Sawmill	\$ 0
Nahodishgish	\$ 1,000	Sheep Springs*	\$ 0
Ramah	\$ 1,000	Shiprock	\$ 0
Red Mesa	\$ 1,000	Shonto*	\$ 0
Sanostee	\$ 1,000	St. Michaels	\$ 0
Standing Rock	\$ 1,000	Steamboat*	\$ 0
Whippoorwill*	\$ 1,000	Teec Nos Pos	\$ 0
Alamo	\$ 0	Teesto*	\$ 0
Baca Prewitt*	\$ 0	Thoreau	\$ 0
Becenti	\$ 0	Toadlena Two Grey Hills*	\$ 0
Birdsprings*	\$ 0	Tohatchi	\$ 0
Blue Gap Tachee	\$ 0	Tolani Lake	\$ 0
Burnham*	\$ 0	Tonalea*	\$ 0
Casamero Lake*	\$ 0	Torreon Star Lake	\$ 0
Chilchinbeto*	\$ 0	Tsaile Wheatfields	\$ 0
Chinle*	\$ 0	Tsayatoh	\$ 0
Cornfields*	\$ 0	Tselani Cottonwood	\$ 0
Coyote Canyon	\$ 0	Twin Lakes	\$ 0
Crownpoint	\$ 0	Whitecone	\$ 0
Crystal	\$ 0	Whitehorse Lake	\$ 0
Dilkon*	\$ 0	Wide Ruins	\$ 0
Fort Defiance*	\$ 0	Cameron	No Data
Gadiiahi	\$ 0	Hardrock	No Data
Ganado*	\$ 0	Hogback*	No Data
Greasewood Springs*	\$ 0	Mexican Water*	No Data

* LGA-certified Chapters

Breakdown of Chapter Funds by Fund Type

Listed below are the 110 Chapter's individual fund balances as of June 30, 2019.

Fund Type	Alamo	Aneth*	Baca/Prewitt*	Becenti	Beclabito*
Capital Outlay	255,330.54	691,992.59	12,710.45	310,456.06	452,036.06
Sales Tax	11,650.14	292,926.14	10,453.95	11,822.21	224,286.62
Temporary Employment	(1,523.12)	161,217.40	59,877.45	22,069.70	58,335.62
General Fund	(1,235.59)	55,470.18	54,637.11	1,600.00	30,538.60
Other	35,775.42	223,050.97	(4,883.98)	2,037.39	11,981.72
LGA Grant	(297.07)	201,421.99	(4,469.32)	2,935.17	101,864.02
Housing Discretionary	67,237.23	102,890.09	27,071.21	9,963.43	56,489.35
Emergency	13,020.14	66,550.28	1,730.91	14,651.33	57,695.97
Educational Assistance	41,801.40	57,860.34	8,898.80	8.49	46,126.07
Land Claims Trust	3,465.88	5,863.56	2,151.17	6,418.30	4,980.01
Stipends	(19,497.78)	14,946.96	1,838.44	12,868.58	666.90
Veterans	0.00	2,069.34	84.01	0.00	1,744.13
TOTALS	405,727.19	1,876,259.84	170,100.20	394,830.66	1,046,745.07

Fund Type	Birdsprings*	Black Mesa	Blue Gap/Tachee	Bodaway/Gap*	Breadsprings*
Capital Outlay	52,794.53	212,914.33	160,301.97	230,564.01	322,332.60
Sales Tax	124,080.06	315,937.27	202,603.59	270,269.00	12,597.33
Temporary Employment	20,586.06	33,392.47	54,294.44	151,601.85	45,670.74
General Fund	123,069.66	41,093.36	4,027.54	336,228.48	(51,989.52)
Other	(83,728.32)	51,488.87	11,200.09	2,993.90	96,340.55
LGA Grant	3,023.54	(285.62)	5,646.41	172,062.17	14,095.44
Housing Discretionary	2,689.65	1,174.76	78,229.17	66,818.46	10,047.93
Emergency	1,703.97	15,690.72	0.00	4,811.40	29,477.28
Educational Assistance	8,897.00	10,800.00	7,836.60	63,339.88	24,666.02
Land Claims Trust	1,873.46	17,307.08	9,249.37	10,200.76	(8,346.89)
Stipends	(266.18)	3,217.65	566.66	7,967.58	(510.10)
Veterans	0.00	1,878.99	20.91	2,602.50	2,765.89
TOTALS	254,723.43	704,609.88	533,976.75	1,319,459.99	497,147.27

Fund Type	Burnham*	Casamero Lake*	Chichiltah	Chilchinbeto*	Chinle*
Capital Outlay	205,962.37	46,792.39	303,080.79	180,944.53	50,375.04
Sales Tax	44,215.85	10,048.84	25,361.03	158,074.97	141,460.40
Temporary Employment	66,027.22	13,709.61	36,720.39	30,984.89	105,558.38
General Fund	82,748.26	124,630.53	56.46	173,352.14	70,036.19
Other	41,156.34	2,170.72	2,479.15	27,110.69	17,706.09
LGA Grant	25,748.06	12,681.33	11,729.20	5,615.50	0.00
Housing Discretionary	12,479.67	3,859.80	4,694.01	(4,160.84)	11,327.58
Emergency	1,653.64	(2,619.94)	13,263.34	9,931.48	0.00
Educational Assistance	4,188.67	9,693.15	10,219.61	435.94	7,446.00
Land Claims Trust	1,793.42	640.68	11,086.57	(5,790.62)	3,824.14
Stipends	6,919.34	(2,918.25)	(1,256.28)	(4,928.40)	10,100.00
Veterans	139.10	0.00	1,469.34	1.00	0.00
TOTALS	493,031.94	218,688.86	418,903.61	571,571.28	417,833.82

Fund Type	Churchrock	Coalmine Canyon	Coppermine	Cornfields*	Counselor
Capital Outlay	518,499.31	190,807.11	260,765.60	110,509.82	495,752.38
Sales Tax	25,457.77	268,311.16	87,486.38	56,228.73	51,645.42
Temporary Employment	67,742.94	62,627.05	13,064.59	34,450.99	100,017.35
General Fund	547.59	5.58	0.00	31,406.69	3,655.56
Other	3,048.59	513.99	18,826.70	22,564.43	19,239.82
LGA Grant	5,679.20	4,985.59	2,714.38	1,347.16	36,187.96
Housing Discretionary	41,653.49	29,672.17	36,152.53	5,617.86	104,686.75
Emergency	94.31	23,153.10	0.00	225.48	94,058.72
Educational Assistance	22,722.00	4,881.02	7,610.00	1,432.00	11,835.94
Land Claims Trust	26,563.46	8,308.62	9,332.37	3,665.26	14,914.60
Stipends	10,592.53	4,481.64	2,994.00	(3,224.23)	1,353.15
Veterans	16,478.86	500.00	4,660.37	20.08	12,248.23
TOTALS	739,080.05	598,247.03	443,606.92	264,244.27	945,595.88

* LGA-certified Chapter

Fund Type	Cove*	Coyote Canyon	Crownpoint	Crystal	Dennehotso*
Capital Outlay	354,916.57	287,011.14	213,894.10	164,387.46	66,299.65
Sales Tax	103,957.42	267,939.66	40,688.34	120,093.14	131,230.73
Temporary Employment	92,158.48	44,825.08	84,126.65	68,396.34	73,077.16
General Fund	57,413.84	974.84	4,468.26	(850.23)	97,512.79
Other	15,734.42	4,052.58	5,825.77	5,417.14	14,222.41
LGA Grant	170,178.67	12,187.14	14,237.46	11,082.36	162.54
Housing Discretionary	38,631.32	19,244.83	41,988.55	13,279.77	25,704.99
Emergency	7,491.53	5,702.43	47,766.23	(187.26)	5,293.13
Educational Assistance	8,322.00	9,387.00	11,874.46	5,269.48	771.31
Land Claims Trust	9,476.28	5,515.96	4,919.02	3,038.29	(991.07)
Stipends	6,366.05	2,845.94	4,447.50	45,862.06	(1,516.55)
Veterans	5,100.00	0.00	0.00	0.00	6,638.65
TOTALS	869,746.58	659,686.60	474,236.34	435,788.55	418,405.74

Fund Type	Dilkon*	Forest Lake	Fort Defiance*	Gadiiahi/Tokoi	Ganado*
Capital Outlay	4,930.08	299,783.83	97,817.65	233,048.54	138,671.01
Sales Tax	21,445.17	322,025.33	221,140.29	75,701.01	185,803.47
Temporary Employment	8,760.58	68,409.21	39,787.97	149,113.44	18,572.40
General Fund	33,508.03	15,596.37	177,663.11	134.05	75,544.78
Other	378.66	268,745.94	26,897.47	(27,839.15)	20,022.01
LGA Grant	(1,666.79)	274.31	6,730.59	29,389.87	163,313.56
Housing Discretionary	1,182.00	65,537.89	9,025.74	35,882.42	5,141.53
Emergency	0.00	37,735.27	8,551.33	13,927.87	7,327.94
Educational Assistance	43.00	21,268.93	0.18	14,679.91	2,965.00
Land Claims Trust	447.88	12,383.01	7,513.51	4,418.69	32,245.44
Stipends	(1,544.29)	900.00	22,496.13	1,101.34	3,406.42
Veterans	0.00	1,194.76	0.00	110.46	0.00
TOTALS	67,484.32	1,113,854.85	617,623.97	529,668.45	653,013.56

Fund Type	Greasewood Springs*	Houck*	Huerfano	Indian Wells	Inscription House*
Capital Outlay	20,000.00	87,731.60	182,045.34	119,094.99	(14,870.25)
Sales Tax	225,138.58	98,100.80	58,705.84	195,837.42	8,153.84
Temporary Employment	23,668.00	104,335.19	86,806.74	29,304.61	16,867.55
General Fund	277,064.53	78,139.15	30,120.94	0.00	22,812.28
Other	146,109.98	9,666.26	3,991.77	11,977.78	15,334.38
LGA Grant	56,015.40	20,563.31	53,375.77	11,958.36	8,745.88
Housing Discretionary	7,702.03	24,728.07	60,504.54	27,695.99	4,619.92
Emergency	8,039.98	30,965.29	8,351.93	27,579.09	12,350.44
Educational Assistance	35,926.00	1,675.00	6,878.00	14,523.00	3,537.00
Land Claims Trust	11,793.74	5,182.52	11,068.48	9,668.04	(7,715.63)
Stipends	6,326.93	3,483.97	7,856.11	1,498.67	(4,131.02)
Veterans	0.00	0.00	1,726.21	1,698.99	8,738.78
TOTALS	817,785.17	464,571.16	511,431.67	450,836.94	74,443.17

Fund Type	Iyanbito	Jeddito	Kaibeto	Kayenta*	Kinlichee*
Capital Outlay	37,755.90	206,685.77	141,061.71	4,311.43	34,299.08
Sales Tax	15,749.86	233,935.20	68,224.04	125,166.40	96,594.35
Temporary Employment	16,045.24	24,359.82	26,545.00	126,104.98	16,822.83
General Fund	1,137.37	0.00	(631.19)	112,790.62	34.41
Other	1,986.68	11,712.16	10,473.55	12,403.60	1,412.95
LGA Grant	5,268.70	35,910.72	17,855.83	6,271.64	85,435.26
Housing Discretionary	61.09	45,084.86	25,687.40	46,477.83	57,983.92
Emergency	587.99	58,653.38	3,146.91	54,929.52	34,277.99
Educational Assistance	5,700.00	3,081.00	7,020.62	8,877.21	2,875.51
Land Claims Trust	8,291.70	3,457.95	(637.05)	37,992.88	1,319.69
Stipends	(712.05)	(2,967.52)	4,633.64	14,677.89	12,394.48
Veterans	0.00	0.00	2,207.80	540.94	388.57
TOTALS	91,872.48	619,913.34	305,588.26	550,544.94	343,839.04

* LGA-certified Chapters

Fund Type	Klagetoh	Lake Valley	LeChee*	Leupp*	Littlewater*
Capital Outlay	240,347.60	185,951.13	128,483.49	82,896.50	197,249.09
Sales Tax	257,746.72	6,428.05	95,997.14	195,143.07	7,178.75
Temporary Employment	54,085.63	19,235.71	33,043.50	54,000.32	2,404.62
General Fund	340.18	2,377.81	152,858.00	136,340.91	39,977.93
Other	4,703.66	12,942.72	21,195.52	28,022.95	(1,767.51)
LGA Grant	22,670.11	5,778.36	14,380.58	39,574.06	(1,162.98)
Housing Discretionary	48,870.54	52.05	38,017.81	11,765.27	10,583.99
Emergency	(9,492.39)	8,681.52	16,684.48	2,690.22	4,712.68
Educational Assistance	5,844.76	16,251.18	13,646.00	0.00	54,711.34
Land Claims Trust	13,031.31	3,367.03	35.08	0.00	12,779.46
Stipends	(580.10)	(1,306.91)	71.12	2,505.43	6,381.16
Veterans	0.00	49.67	5,134.78	2,881.07	469.66
TOTALS	637,568.02	259,808.32	519,547.50	555,819.80	333,518.19

Fund Type	Low Mountain	Lukachukai	Lupton*	Manuelito	Many Farms
Capital Outlay	422,027.99	151,825.02	97,773.72	52,536.68	238,896.05
Sales Tax	64,884.23	144,980.88	40,957.33	14,147.61	361,259.60
Temporary Employment	61,192.65	27,977.07	12,128.53	6,770.06	97,000.28
General Fund	354.32	0.00	0.00	0.05	1,435.16
Other	1,235.44	37,908.61	9,298.87	331.97	4,142.19
LGA Grant	301.71	1,226.29	56,668.99	3,512.15	752.39
Housing Discretionary	1,069.29	25,414.17	16,515.79	13,540.29	33,429.42
Emergency	12,374.40	23,535.22	(6,333.44)	0.00	71,226.78
Educational Assistance	21,205.91	64.00	2.83	4,161.57	3,350.00
Land Claims Trust	329.61	4,478.07	8,482.81	1,601.30	3,246.97
Stipends	58.60	1,207.52	(4,463.42)	(1,433.95)	3,013.48
Veterans	0.00	82.00	655.77	0.32	0.00
TOTALS	585,034.15	418,698.85	231,687.78	95,168.05	817,752.32

Fund Type	Mariano Lake	Mexican Springs	Nageezi	Nahata Dził*	Nahodishgish
Capital Outlay	24,779.32	102,187.52	41,557.65	51,004.95	461,652.57
Sales Tax	4,106.53	214,812.93	16,209.89	29,106.87	10,969.63
Temporary Employment	25,828.55	27,786.47	40,260.86	674.95	43,654.64
General Fund	0.00	3,283.55	3,144.95	11,684.40	72.32
Other	(20,211.58)	4,478.53	3,229.91	224,604.92	3,077.59
LGA Grant	3,653.03	4,053.34	13,711.05	(789.83)	11,334.46
Housing Discretionary	9,815.96	20,907.89	5,554.72	10,203.60	8,852.00
Emergency	0.36	41,448.38	8,367.60	(2,504.50)	7,417.05
Educational Assistance	9,735.30	8,252.48	18,493.00	5,385.00	6,860.15
Land Claims Trust	3,481.19	2,494.01	(4,221.31)	(2,701.43)	6,306.77
Stipends	4,302.01	858.03	264.64	(5,296.65)	24,206.44
Veterans	0.00	0.08	22.77	0.00	557.23
TOTALS	65,490.67	430,563.21	146,595.73	321,372.28	584,960.85

Fund Type	Naschitti*	Navajo Mountain	Nazlini*	Nenahnezad	Newcomb*
Capital Outlay	269,416.36	466,935.51	122,106.25	293,806.84	430,334.12
Sales Tax	48,264.30	202,782.11	174,681.78	244,906.11	36,206.01
Temporary Employment	83,193.49	42,648.31	46,400.25	153,502.45	38,141.57
General Fund	71,895.43	0.00	99,380.11	9,352.06	185,290.95
Other	43,718.70	71,096.27	92,307.56	153,398.12	312,580.27
LGA Grant	11,048.53	50,386.79	20,865.12	81,485.75	78,224.88
Housing Discretionary	21,951.06	65,810.33	7,782.05	97,838.94	72,718.90
Emergency	25.01	100,747.00	18,287.43	9,530.46	16,061.82
Educational Assistance	264.00	206.50	(238.30)	22,108.00	11,159.48
Land Claims Trust	4,315.80	24,535.90	5,450.01	17,562.63	9,701.03
Stipends	3,745.62	9,509.52	(367.53)	6,176.89	(356.15)
Veterans	0.00	37,812.27	0.00	0.00	0.00
TOTALS	557,838.30	1,072,470.51	586,654.73	1,089,668.25	1,190,062.88

* LGA-certified Chapters

Fund Type	Oak Springs	Ojo Encino*	Oljato	Pinedale	Pinon*
Capital Outlay	315,831.16	257,739.97	437,734.25	129,126.56	224,702.00
Sales Tax	214,561.92	43,560.58	363,029.33	19,846.66	72,657.34
Temporary Employment	15,457.51	45,255.72	152,397.63	21,580.55	72,275.00
General Fund	2,009.69	27,035.99	3,558.00	86.70	33,748.96
Other	2,164.93	20,505.80	18,355.60	3,035.45	10,019.17
LGA Grant	37,475.69	71,007.04	129,240.23	1,359.21	65,813.21
Housing Discretionary	11,976.67	5,191.25	260,963.24	20,791.01	16,765.49
Emergency	24,731.56	57,955.44	56,301.10	24,076.79	0.00
Educational Assistance	12,454.83	1,596.56	1,914.85	11,195.25	6,173.49
Land Claims Trust	3,587.92	26,463.76	130,353.25	2,397.78	12,119.91
Stipends	(4,363.57)	20,724.02	6,575.97	1,724.80	7,009.27
Veterans	3.73	167.22	108.53	0.94	0.00
TOTALS	635,892.04	577,203.35	1,560,531.98	235,221.70	521,283.84

Fund Type	Pueblo Pintado	Ramah	Red Lake #18	Red Mesa	Red Rock
Capital Outlay	39,404.80	159,563.74	472,229.66	73,671.56	92,147.15
Sales Tax	14,471.45	24,838.72	256,409.45	81,309.98	14,810.01
Temporary Employment	29,422.74	41,062.91	43,567.60	(1,031.39)	39,730.44
General Fund	(8,861.90)	25,397.89	0.00	62,158.09	8,704.82
Other	(24,202.76)	0.00	9,585.38	7,407.08	5,503.89
LGA Grant	9,337.17	6,180.67	79,310.81	3,244.89	22,878.88
Housing Discretionary	26,376.09	10,032.19	42,305.74	52,487.51	19,635.33
Emergency	(10,178.66)	3,474.22	11,176.50	288.84	55,055.66
Educational Assistance	35,439.00	1,660.25	5,407.76	183.46	529.24
Land Claims Trust	(197.68)	10,859.51	8,108.88	9,631.37	5,540.06
Stipends	19,854.98	7,537.59	3,297.87	(179.63)	7,873.55
Veterans	0.00	517.63	0.00	521.11	0.00
TOTALS	130,865.23	291,125.32	931,399.65	289,692.87	272,409.03

Fund Type	Red Valley	Rock Point	Rock Springs	Rough Rock	Round Rock
Capital Outlay	235,786.08	59,842.14	279,681.64	179,061.59	287,792.58
Sales Tax	144,379.98	24,739.18	55,151.79	540,729.56	321,029.07
Temporary Employment	106,235.12	20,021.82	22,980.25	80,115.40	15,087.46
General Fund	0.00	0.00	4,797.85	(492.01)	3,329.37
Other	2,784.41	1,433.91	5,393.26	18,457.37	2,805.20
LGA Grant	30,944.36	2,018.49	68,075.67	12,161.83	683.64
Housing Discretionary	47,441.45	4,633.56	35,193.22	3,292.90	14.22
Emergency	47,172.91	1.58	9,389.79	11,252.21	35,406.82
Educational Assistance	14,547.21	16,751.08	30,499.00	3,152.63	5,389.85
Land Claims Trust	4,365.70	4,811.96	9,366.37	21,354.74	15,945.93
Stipends	6,651.43	6,498.08	1,962.31	3,388.73	20.02
Veterans	3,343.10	351.70	0.00	47.26	3,189.30
TOTALS	643,651.75	141,103.50	522,491.15	872,522.21	690,693.46

Fund Type	San Juan*	Sanostee	Sawmill	Sheep Springs*	Shiprock
Capital Outlay	786,054.58	316,078.03	194,821.45	127,876.46	104,237.76
Sales Tax	121,080.86	181,095.56	72,230.13	88,353.01	215,668.52
Temporary Employment	51,932.27	90,709.50	(30,788.97)	30,950.51	149,777.65
General Fund	38,873.83	4,258.44	854.01	82,477.97	6,499.86
Other	48,860.68	4,832.64	5,269.13	21,674.94	19,890.91
LGA Grant	194,821.69	22,802.79	(96,283.08)	1,855.07	120,882.70
Housing Discretionary	27,471.85	86,938.34	9,319.37	4,168.62	7,451.58
Emergency	1,847.60	26,078.79	2,801.78	4,929.23	86,947.37
Educational Assistance	5,187.00	17,230.11	(22,423.39)	6,341.21	72,002.95
Land Claims Trust	6,394.48	11,226.86	(26,216.40)	4,618.30	47,885.42
Stipends	401.84	6,319.51	(115,013.97)	4,015.26	14,759.67
Veterans	2,054.17	1,231.78	0.00	224.32	470.83
TOTALS	1,284,980.85	768,802.35	(5,429.94)	377,484.90	846,475.22

* LGA-certified Chapters

Fund Type	Shonto*	Smith Lake	St Michaels	Standing Rock	Steamboat*
Capital Outlay	507,202.29	68,637.99	200,754.51	200,036.58	34,256.00
Sales Tax	71,577.50	12,268.32	208,026.51	9,215.03	192,013.50
Temporary Employment	2,742.67	40,071.17	72,317.53	27,905.88	93,140.73
General Fund	64,453.73	2,817.03	67.05	(1,319.48)	71,492.17
Other	78,536.73	2,040.63	29,792.35	(4,233.26)	24,021.43
LGA Grant	11.41	5,078.01	59,912.02	(2,302.19)	311,211.76
Housing Discretionary	6,739.32	19,429.65	40,285.86	14,774.03	41,732.27
Emergency	4,509.68	3,136.58	54,894.75	608.53	42,716.03
Educational Assistance	4,854.00	5,358.20	25,350.62	11,935.84	0.00
Land Claims Trust	121.36	8,943.56	49,598.52	571.70	7,430.71
Stipends	3,943.89	(7,084.46)	29,173.55	91.62	9,579.36
Veterans	0.00	1,979.69	137.06	1,236.62	0.00
TOTALS	744,692.58	162,676.37	770,310.33	258,520.90	827,593.96

Fund Type	Sweetwater*	Teec Nos Pos	Teesto*	Thoreau	Toadlena/ Two Grey Hills*
Capital Outlay	110,278.37	42,217.79	79,148.29	244,123.78	109,181.61
Sales Tax	53,221.60	36,216.67	62,184.29	13,350.43	60,613.73
Temporary Employment	50,446.38	39,694.56	71,219.76	56,671.76	61,001.30
General Fund	55,762.24	26,346.66	43,185.75	1,634.22	20,494.77
Other	11,958.91	2,308.21	5,360.51	3,557.21	18,277.43
LGA Grant	8,060.89	4,858.54	25,097.59	9,548.09	6,303.93
Housing Discretionary	484.49	34,381.64	0.00	5,406.10	9,432.04
Emergency	152.25	5,690.31	131.29	47,817.30	28,170.47
Educational Assistance	5,463.00	9,882.60	2,777.00	18,467.00	17,352.97
Land Claims Trust	6,924.50	(2,475.79)	13,994.09	13,992.79	4,124.47
Stipends	1,189.05	(22,151.93)	1,172.21	7,202.63	818.29
Veterans	8,051.71	0.00	0.00	0.00	0.00
TOTALS	311,993.39	176,969.26	304,270.78	421,771.31	335,771.01

Fund Type	Tohajiilee	Tohatchi	Tolani Lake	Tonalea*	Torreon/Star Lake
Capital Outlay	163,794.72	65,997.04	114,804.32	431,041.71	330,459.43
Sales Tax	34,013.18	138,514.77	60,945.55	228,108.71	68,161.90
Temporary Employment	20,090.76	67,459.93	15,647.03	166,432.98	12,467.94
General Fund	11,392.83	6,654.39	1,282.16	217,835.21	20.80
Other	74,313.27	17,229.15	32,553.00	20,390.48	6,425.13
LGA Grant	10,319.69	12,310.98	(668.04)	169,503.76	8,619.91
Housing Discretionary	13,431.42	42,876.08	21,650.87	177,070.39	28,133.77
Emergency	(11,711.17)	10,198.42	328.44	39,972.26	18,802.56
Educational Assistance	6,917.18	6,051.98	1,263.58	101,085.75	23,121.00
Land Claims Trust	11,058.46	5,284.58	(1,802.88)	82,637.36	(302.21)
Stipends	1,800.30	1,962.63	(5,934.50)	7,369.00	1,737.00
Veterans	1,676.22	0.00	0.00	125.75	0.00
TOTALS	337,096.86	374,539.95	240,069.53	1,641,573.36	497,647.23

Fund Type	Tsaile/ Wheatfields	Tsayatoh	Tselani/ Cottonwood	Tuba City*	Twin Lakes
Capital Outlay	177,273.66	124,549.83	168,601.41	480,872.58	180,878.84
Sales Tax	97,010.42	14,928.56	280,178.09	4,846,141.37	103,581.04
Temporary Employment	29,337.13	49,082.56	73,495.62	1,123.84	(1,964.54)
General Fund	319.93	277.65	0.00	54,329.44	(714.26)
Other	1,574.12	3,694.99	7,134.00	442,319.04	2,339.05
LGA Grant	(216.58)	11,742.64	0.00	2,861.61	9,675.33
Housing Discretionary	2,785.96	26,422.75	1,736.97	9,373.04	6,895.01
Emergency	7,642.86	11,175.36	38,343.40	26,313.86	18,320.53
Educational Assistance	407.00	11,458.34	17,713.00	3,096.46	0.00
Land Claims Trust	12,025.14	4,625.50	7,625.45	13,191.43	(1,419.85)
Stipends	1,645.46	7,746.47	1,054.91	26,160.23	(19,020.63)
Veterans	0.11	0.00	61.96	27,854.93	0.00
TOTALS	329,805.21	265,704.65	595,944.81	5,969,149.18	298,570.52

* LGA-certified Chapters

Fund Type	Upper Fruitland*	Whippoorwill*	White Rock*	Whitecone	Whitehorse Lake
Capital Outlay	58,182.58	47,207.08	249,870.22	73,655.77	34,240.51
Sales Tax	230,289.87	227,555.87	4,722.14	37,987.72	5,963.33
Temporary Employment	125,934.32	93,581.07	83,680.30	4,463.09	13,163.71
General Fund	153,568.30	127,104.47	185,185.02	(104.79)	(3,065.84)
Other	289,416.85	(4,505.46)	29,388.97	14,031.51	1,192.79
LGA Grant	60,033.13	7,361.08	12,300.89	(2,008.86)	78.25
Housing Discretionary	4,717.14	49,539.05	9,857.83	9,999.02	4,407.22
Emergency	55,940.42	3,599.29	2,394.99	17,207.32	242.15
Educational Assistance	2,558.00	45,421.00	836.06	15,272.19	4,451.84
Land Claims Trust	11,582.49	13,554.73	(5,863.58)	(342.12)	3,787.24
Stipends	26,319.64	28,057.42	(7,300.94)	13,565.66	(78.01)
Veterans	3,044.72	1,476.26	3,308.69	134.62	0.00
TOTALS	1,021,587.46	639,951.86	568,380.59	183,861.13	64,383.19

Fund Type	Wide Ruins	Cameron	Hardrock	Hogback*	Mexican Water*
Capital Outlay	277,774.66	No Data	No Data	No Data	No Data
Sales Tax	177,213.60	No Data	No Data	No Data	No Data
Temporary Employment	113,096.93	No Data	No Data	No Data	No Data
General Fund	101,110.85	No Data	No Data	No Data	No Data
Other	8,222.36	No Data	No Data	No Data	No Data
LGA Grant	5,999.62	No Data	No Data	No Data	No Data
Housing Discretionary	30,406.09	No Data	No Data	No Data	No Data
Emergency	46,477.19	No Data	No Data	No Data	No Data
Educational Assistance	7,054.03	No Data	No Data	No Data	No Data
Land Claims Trust	6,577.27	No Data	No Data	No Data	No Data
Stipends	80.93	No Data	No Data	No Data	No Data
Veterans	225.00	No Data	No Data	No Data	No Data
TOTALS	774,238.53				

* LGA-certified Chapters

METHODOLOGY

In generating the quarterly report of available fund balances for the Navajo Nation Chapters, our office performed the following procedures:

1. At the end of the quarterly period, the Office of the Auditor General will begin requesting for the MIP backups from each chapter via email. These backups contain the financial database from the chapters' MIP accounting systems.
2. Our office will restore the databases using its in-house MIP system.
3. Assigned auditors will review the reconciled checking account balances reported by the MIP systems against the bank balances via the chapter's bank statements; if significant variances are found, the auditors will inform the chapter to make corrections and request for another backup.
4. The Office of the Auditor General utilized an MIP utility created by ITG NM to generate the balance for each chapter more efficiently.
5. The utility developed a consolidated balance sheet with necessary adjustments to determine the available fund balances.
6. Using the consolidated balance sheet, auditors categorized the fund balances into 12 major funds.

AUTHORITY

The Office of the Auditor General was given the authority to request for Chapter accounting system backups and view-only access to Chapter bank accounts by the Budget and Finance Committee via resolution no. BFJA-05-12.

Also, through Condition of Appropriation no. 11 within the fiscal year 2015 comprehensive budget resolution no. CS-46-14, all 110 Chapters were directed to grant the Auditor General view-only access to their respective bank accounts.

Lastly, Appendix M of the Navajo Nation Budget Instructions Manual, Section IV Reporting, makes it mandatory for the administrative staff of each Chapter is submit fund accounting backups to the Office of the Auditor General on a quarterly basis.